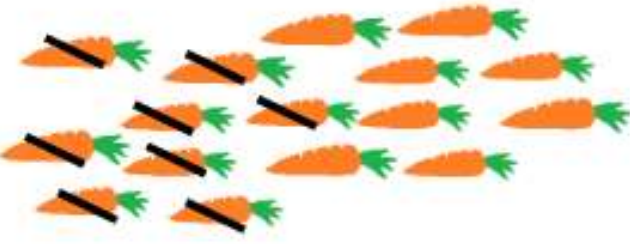





Subtraction using pictures (up to 20)

Grade 1 Subtraction Worksheet

It's harvest time at Joe's Farm!

Fill in the blanks according to the pictures. Then, complete the number sentences.

	<p>Farmer Joe harvested ____ carrots.</p> <p>He gave away ____ carrots to his neighbour.</p> <p>_____ - _____ = _____</p>
	<p>Farmer Joe harvested ____ tomatoes.</p> <p>He gave away ____ tomatoes to his neighbour.</p> <p>_____ - _____ = _____</p>
	<p>Farmer Joe harvested ____ oranges.</p> <p>He gave away ____ oranges to his neighbour.</p> <p>_____ - _____ = _____</p>
	<p>Farmer Joe harvested ____ apples.</p> <p>He gave away ____ apples to his neighbour.</p> <p>_____ - _____ = _____</p>