

Educator Information and Directions

Student Objectives

1. Students will differentiate between common homophones and use them correctly in writing.
2. Students will correct misuses of common homophones.

DAY 1

- Watch the **Video Lesson** and complete your **Guided Notes**.
- Complete the **Travel Plan Challenge**.
- Complete levels 1 and 2 of the **Online Practice**.

DAY 2

- Complete the **Choose the Homophone and Vacation Writing Activity**.
- Complete levels 3 and 4 of the **Online Practice**.
- Complete the **Online Assessment**.

Suggested Reward

Use your account to reward 100 Gold/\$coops for each worksheet completed in this packet.

Extension Activities

Grammar Detective Stories: Students can write a short “Grammar Detective” story in which the characters solve mysteries related to the misuse of common words. The stories should include instances of the correct and incorrect use of these words. The correct use could lead the characters to solve the mysteries while the incorrect use could be a part of the problems they encounter.

Word Swap Puzzle: Students can create a “word swap” puzzle with sentences containing commonly mixed-up words. They can write sentences using these words, then swap the words with their commonly confused counterparts. Their task is to identify the errors and correct them. To make it more challenging, they can time themselves!



Complete While Watching Video



Example



Student Practice

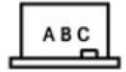


Write It Out!

Day 1

Guided Notes

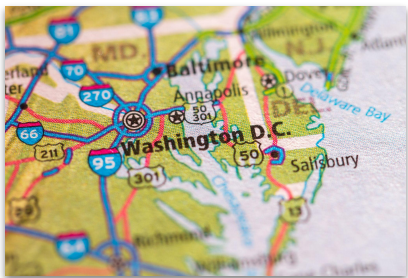
Guided Notes: While you are watching the video, fill in the information below for your notes.



_____ has one S and refers to a dry, sandy place.



_____ has two S's and refers to a delicious treat at the end of a meal.




When we're talking about **capital** with an A, we mean the _____ city or town of a _____ or region.



The _____ building is usually located in that city and is where that city or country's _____ offices might be.

Guided Notes




Define **homophones**:

Use each blank circle to write down a tip or trick for remembering when to use each form of the homophone.



They're



Their



There



Correct the Sentence

Once you are their, don't forget to visit the vendors at the market.

There known for delicious local food and they're hospitality.

Cross out the incorrect homophone. Then write the correct homophone below the crossed out homophone.



Guided Notes

Your

Meaning: _____

Meaning: _____

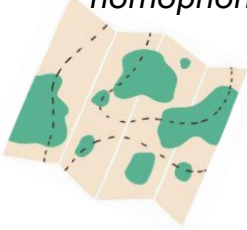
The apostrophe acts like a _____.

You're

Cross out the incorrect homophone. Then write the correct homophone below the crossed out homophone.

Correct the Sentence

When you're leaving for the airport, don't forget you're passport or your going to have to come home.



To remember THEN, think of

To remember THAN, think of

To remember ACCEPT, think of

To remember EXCEPT, think of

Guided Notes

DIRECTIONS: Using the lines below, rewrite the sentences using the correct version of each homophone.



We recommend trying the bakery on Main Street and THAN booking a reservation for the museum, ACCEPT if you visit on Sundays. The museum EXCEPTS walk-in visitors on Sundays because Sunday is less busy THEN other days.



Travel Plan Challenge: Correcting Grammar Mix-Ups



PRACTICE: Read each sentence and determine which homophone should replace the bolded word. Rewrite the sentences with the correct homophones on the lines provided.

Explore the history of the **capital** building, which is older **then** the schoolhouse.

Explore the history of the **capitol** building, which is older **than** the schoolhouse.



1. Discover the wonders of the **dessert** landscape as you take a thrilling camel ride through the sandy dunes.

2. Indulge in a scrumptious **desert** after a day of sightseeing, and **than** take a walk along the lake.

3. You'll be visiting the **capitol** city just in time to see its independence parade.

4. **Your** going on the bus tour and **than** you will go to the elephant sanctuary.

Travel Plan Challenge: Correcting Grammar Mix-Ups


5. Join the locals in **there** traditional dances and taste **they're** delicious cuisine.

6. Witness the migration of wildebeests on the plains of the **dessert; than** you'll realize the true wonders of nature.

7. **Except** the challenge to hike to the summit of the mountain, but make sure to bring all necessary gear. You'll need more **then** you think you will!

8. Once you arrive at the majestic **capitol** city, be sure to visit the unique sites and learn about **there** history.

9. Don't forget to bring **you're** wallet to the marketplace. They **except** both local currency and foreign money.



Day 2

Choose the Homophone



PRACTICE: Read the passage below carefully. In each sentence, you will find two bolded word choices that are homophones. Circle the correct homophone for each sentence.

Alright, adventurers! Get ready for a wild journey to the **(desert/dessert)** – it's going to be exciting! Our friends are joining us, and **(they're/their/there)** so excited! We'll pack **(your/you're)** bags with all the fun stuff.



In the **(capital/capitol)** city, we'll wander around and explore historic landmarks. Don't forget **(your/you're)** camera to capture all the amazing moments.



And guess what? **(They're/Their/There)** are going to be delicious treats waiting for us! Ice cream, cake, cookies – any **(dessert/desert)** you can think of!



So, saddle up, everyone! **(They're/Their/There)** are so many exciting adventures waiting for us – more **(then/than)** you can imagine! Let's make this trip one for the record books!



Vacation Writing Activity

WRITE IT OUT: Imagine you are planning your dream vacation. Create a travel itinerary for a trip to a destination of your choice.



- **Length:** Write *at least* four sentences about where you would like to go on your vacation in the first box and *at least* four sentences about the activities you plan to do in the second box.
- **Language:** In each sentence, use *at least* one of the homophones from the list below. The homophone should be used correctly in the sentence. You can check the words off as you use them to keep track.



Word Bank

- | | | | |
|---------------------------------|----------------------------------|----------------------------------|----------------------------------|
| <input type="checkbox"/> you're | <input type="checkbox"/> they're | <input type="checkbox"/> then | <input type="checkbox"/> capital |
| <input type="checkbox"/> your | <input type="checkbox"/> their | <input type="checkbox"/> dessert | <input type="checkbox"/> capitol |
| <input type="checkbox"/> there | <input type="checkbox"/> than | <input type="checkbox"/> desert | <input type="checkbox"/> accept |
| | | | <input type="checkbox"/> except |



Location

Where are you going?



Activity

What will you be doing?
