

Educator Information and Directions

Student Objectives

1. Describe the structure of an effective conclusion
2. Craft a conclusion for an expository essay

DAY 1

- Watch the **Video Lesson** and complete your **Guided Notes**.
- Complete the **Conclusion Detective Activity**.
- Complete the **Online Practice 1**.

DAY 2

- Complete the **Warm-Up**.
- Complete the **Conclusion Scramble Activity**.
- Complete **Online Practice 2**.

Day 3

- Complete the **Warm-Up**.
- Complete the **From Outline To Conclusion Activity**.
- Complete **Online Practice 3**.

Day 4

- Complete the **Warm-Up**.
- Complete the **Critique Conclusions Activity**.
- Complete **Online Practice 4**.

Day 5

- Complete the **Drafting Your Conclusion Activity**.
- Complete the **Online Assessment**.

Suggested Reward

Use your account to reward 100 Gold/\$coops for each worksheet completed in this packet.

Extension Activities

Drawing Conclusions: Read Justin's conclusion paragraph on **p. 5**. Represent the three parts of his conclusion by drawing symbols, creating a collage, or making a comic strip.

Note to Educators:

As you explore conclusion paragraphs, remember that every student progresses uniquely. We encourage patience, understanding, and supportive guidance as your child navigates through this essential aspect of learning. Every small success counts in this wonderful journey of writing.

Your student may need more time and assistance to draft their conclusion paragraph. Students may choose to draft in many different forms, such as writing bullet points, drawing ideas out, or recording their thoughts with a voice note.



Complete While Watching Video



Example



Student Practice



Write It Out!

Day 1

Guided Notes: Part 1

Guided Notes: While you are watching the video, fill in the information below for your notes.



- **Purpose of a conclusion paragraph:** To _____ your essay; leave the reader with something to _____ about
- Generally, conclusion paragraphs are _____ to _____ sentences.

1. Restate your _____ idea: Remind the reader of the main _____ of your essay



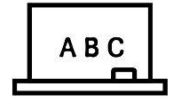
Pause the video to circle the words in the main idea and the restated main idea that are the same.

“Lightning has specific causes and various types, and it requires safety measures.”

“In conclusion, understanding how lightning forms, recognizing its different types, and knowing the right safety measures helps you appreciate this amazing natural event even more.”

Guided Notes: Part 2

Guided Notes: While you are watching the video, fill in the information below for your notes.




Pause the video to underline the different words that were used to restate the main idea.

“In conclusion, understanding how lightning forms, recognizing its different types, and knowing the right safety measures helps you appreciate this amazing natural event even more.”



2. Summarize your paragraph points:

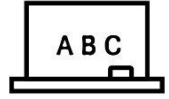
Remind the reader of some _____
without introducing any _____
information




Example: *We've learned that lightning forms from charged energy in clouds during a storm, and it can appear as both "cloud to ground" and "intracloud." When it does, safety measures, like the 30-30 rule, are crucial.*

Guided Notes: Part 3

Guided Notes: While you are watching the video, fill in the information below for your notes.



3. Connection: Ask why this topic is _____



Example: *This is important to learn about because every flash of lightning is a powerful reminder of how understanding nature can help everyone by informing them and keeping them safe.*

Improved Example: ~~This is important to learn about because~~
Every flash of lightning is a powerful reminder of how understanding nature can help everyone by informing them and keeping them safe.




Pause the video to answer the following question: Why is it important to learn about your topic?

It is important to learn about my topic because... _____


Guided Notes: Part 4

Guided Notes: While you are watching the video, fill in the information below for your notes.



Final Challenge!

Can you identify the three parts of Justin's conclusion paragraph? Underline the restated main idea, circle the summarized points, and draw a star ★ next to the connection sentence.



Justin's Conclusion Paragraph

In conclusion, understanding how lightning forms, recognizing its different types, and knowing the right safety measures helps you appreciate this amazing natural event even more. We've learned that lightning forms from charged energy in clouds during a storm, and it can appear as both "cloud to ground" and "intracloud." When it does, safety measures, like the 30-30 rule, are crucial. This is important to learn about because every flash of lightning is a powerful reminder of how understanding nature can help everyone by informing them and keeping them safe.




Conclusion Detective Activity


DIRECTIONS: Read the following conclusion paragraphs. Identify and label the three elements. Underline the restated main idea, circle the summarized points, and draw a wavy line under the connection sentence.



To summarize, understanding the rules of basketball and football, recognizing their similarities and differences, and knowing the skills required for each can deepen our love for these sports. Both games have a goal of scoring points, yet they differ in equipment, field of play, and number of players. Skills like teamwork and strategy are crucial in both; however, physical contact is a focus of football, while agility is emphasized in basketball. Every game played, whether it's on the court or the field, is a celebration of teamwork and quick thinking.



In brief, knowing how to prepare a cake, the different steps involved, and the importance of each ingredient can enhance your baking skills. Baking a cake requires careful preparation and involves steps such as mixing, baking, and cooling. Each ingredient, like flour for structure, sugar for sweetness, and baking powder for leavening, plays a vital role. Every slice of cake we enjoy is a delightful treat that we can celebrate with!




Day 2

Warm-Up

DIRECTIONS: Use the Transition Words Reference Sheet to add conclusion transition words to these restated main idea sentences. Try to read them out loud or use a text-to-speech tool to check how well the words flow together. Use each transition word only once!



1. “ _____, studying our solar system, exploring its planets and galaxies, and understanding its mysteries deepens our appreciation for the vastness of space.”
2. “ _____, learning about the invention of airplanes, how they have changed our travel, and the way they bring the world closer helps us understand this incredible human achievement.”
3. “ _____, we’ve learned about the importance of healthy food choices, their impact on our bodies, and how to balance our meals.”
4. “ _____, exploring the cultures of ancient civilizations, their remarkable inventions, and how they’ve influenced our world teaches us more about ourselves and history.”
5. “ _____, protecting wildlife, understanding their role in our environment, and learning ways we can contribute are all essential to protecting our planet.”



Introduction or Conclusion Scramble Activity: Part 1

DIRECTIONS: Introductions and conclusions mirror each other. They have a similar pattern. This introduction AND conclusion have been mixed up. Cut out pieces and arrange them in the correct order on the next pages. If you cannot cut them out, label each box as 1-6. Then, write each number in the correct boxes on pp. 9-10.



Every T-rex fossil unearthed is a priceless reminder of the prehistoric world.

To summarize, understanding how the Tyrannosaurus rex lived, recognizing its unique characteristics, and knowing how it became extinct can enrich our knowledge about Earth's past.

The T-rex, a giant meat-eater, lived millions of years ago, fascinating us with its size and strength. But there's so much more to learn about this prehistoric creature.

We can learn more about this creature and our planet's history by studying its behavior, its specific traits, and what led to its extinction.

We learned that the T-rex was one of the largest meat-eating dinosaurs, lived about 68 to 66 million years ago, and likely faced extinction due to a massive asteroid impact.

Have you ever wondered about the mighty Tyrannosaurus rex, the star of many dinosaur movies?



Introduction or Conclusion Scramble Activity: Part 2


DIRECTIONS: Glue, tape, or label the introduction pieces in the correct order in the graphic organizer below.



Hook

Background Information

Main Idea



Look back at the Introductions lesson to review the types of hooks.

Introduction or Conclusion Scramble Activity: Part 3


DIRECTIONS: Glue, tape, or label the conclusion pieces in the correct order in the graphic organizer below.



Restate Main Idea

Summarize Paragraph Points

Connection Sentence



In general, conclusion paragraphs are 3 to 5 sentences long! They mirror the introduction.

Day 3

Warm-Up

DIRECTIONS: Given the main ideas below, write restatement sentences that would fit an essay's conclusion. Remember to include a transition word or phrase. The first has been completed for you as an example.



1. **Main idea:** Preparing homemade pizza can be a fun activity that allows for creativity with toppings, offers healthier alternatives, and brings family together.


Restated main idea: Overall, making pizza at home is a great way to experiment with toppings, try healthy options, and engage in a fun family activity.

2. **Main idea:** The process of making pasta from scratch can be educational and fun, as it teaches patience, allows for custom flavors, and enhances the dining experience.

Restated main idea: _____

3. **Main idea:** Participating in soccer provides various benefits, such as improving cardiovascular health, enhancing teamwork skills, and promoting coordination.

Restated main idea: _____



From Outline To Conclusion Activity

DIRECTIONS: Use the outline below to draft a conclusion for the essay. Make sure to use the sentence starters to help!




Main idea: *Eating a balanced diet is crucial for maintaining health, providing energy, and supporting growth and development.*

Supporting Detail 1: *Vitamins and minerals strengthen the immune system.*

Supporting Detail 2: *Foods rich in carbohydrates are primary sources of energy.*


Supporting Detail 3: *For growing children, a balanced diet is even more critical.*

In conclusion... _____



We've learned that... _____

This topic is important because... _____



Remember:

When you write your connection sentence, make it a strong statement. Avoid writing "This topic is important because..." in your final draft.

Day 4

Warm-Up: Part 1

DIRECTIONS: Restate your *own* main idea in three different ways below. Make sure to use different synonyms each time.




Start with a transition word or phrase.

In conclusion, _____
_____.

Some nouns cannot change without changing the meaning of your idea.

Remember to include your paragraph points in your restated main idea.




Warm-Up: Part 2

DIRECTIONS: Look through your body paragraphs or your outline. Identify which details are the most interesting or important to remember and list them below in bullet points. They'll show up when you summarize your paragraph points.




We've learned that...



- _____
- _____
- _____

Remember:

Include the supporting details that you'd like your reader to remember.




Critiquing Conclusions Activity

DIRECTIONS: Read the conclusions below. Are they missing anything? Identify which element of each paragraph is missing and explain how you know.



The creamy base of ice cream forms the heart of the sundae, gooey hot fudge or caramel sauce adds sweetness, and cherries or sprinkles bring the fun toppings. Every sundae we create is a delicious treat, showing how making a great sundae can bring us joy.



This essay is missing _____

I know this because _____

To wrap things up, knowing how rainbows form, learning the colors involved, and understanding the science behind them helps us appreciate rainbows even more. We've learned that rainbows occur due to refraction and dispersion of light in water droplets, they display seven colors, and the order of the colors is always the same.



This essay is missing _____

I know this because _____

Day 5

Drafting Your Conclusion Paragraph

DIRECTIONS: Use your warm-up to help you write down the first draft of your conclusion paragraph on the lines below. Remember that you can always revise later. Draft here, on paper, or on any device of your choice.



Restate Main Idea

Use a transition word or phrase. Use synonyms.



Summarize your Paragraph Points

Avoid introducing any new information.

Connection

Why is your topic important?

