

Educator Information and Directions

Student Objectives

- Review and summarize key concepts and skills from the language arts course, such as fiction elements, grammar rules, and writing techniques

DAY 1

- Review the **Testing Tips** Chart.
- Complete the **Online Practice 1**.
- Complete the **Online Assessment**.

Note to Educators


The Course Assessment is intended to be used as a review of the entire course, as well as a placement test for students.


This test is only one piece of a larger puzzle of your student's progress. Tests can indicate retention and learning, but there are many factors that contribute to student success. See alternatives and extensions at the top right of this page.


Suggested Reward

Use your account to reward 100 Gold/\$coops for each worksheet completed in this packet.

Extension Activities

 **Portfolio Assessment:** Students compile a selection of their best work from this course. This can include essays, projects, assignments, and other evidence of learning. This allows educators to see the quality of work produced over the course.

 **Narrated Presentation:** Students present everything they have learned from the course in a spoken or text-to-speech presentation. Students may create visuals to accompany their talk.

 **Educator-Student Interview:** Educators interview students about what they learned in the course. They discuss what was hard, what was interesting, and what they understood well.



Complete While Watching Video



Example



Student Practice



Write It Out!

☀️ Shine Bright on Test Day! ☀️



Directions: Review the tips below before you take your course assessment.

Detective Elimination

- Look at all the options.
- Eliminate the options that seem wrong or off-topic.
- This makes guessing more effective if you are unsure.

Read Carefully, Win Surely

- Slow down and read every answer choice.
- Don't jump to conclusions.
- The best answer might be hidden in the details!

Trust Your Gut!

- Before peeking at the choices, jot down or think of your answer.
- Don't change answers unless you are certain.
- Often, your first choice is right!

Take a Break!

- Are you feeling overwhelmed or stuck? Pause and take a few deep breaths.
- Clear your mind, then come back refreshed.

Slow & Steady Wins

- It's not a race!
- Take your time.
- Careful reading leads to correct answering.

