

Educator Information and Directions

Student Objectives

1. Identify character types and traits
2. Analyze character relationships

DAY 1

Watch the lesson video, complete PDF assignments, and review material with online practice.

DAY 2

Complete PDF assignments and review material with online practice.

DAY 3

Complete PDF assignments and review material with online practice.

DAY 4

Complete PDF assignments and review material with online practice.

DAY 5

Complete PDF assignments, review the Week At-a-Glance, and complete the lesson assessment.

Week At-a-Glance

P. 2 will help students organize their time. If you need to alter the schedule, you may combine or alter as needed; however, students should complete all lesson tasks – video, PDF materials, and online practice. These tasks work together to build knowledge, develop understanding, and achieve the unit objectives.

Suggested Reward


Use your account to reward 100 Gold/\$coops for each worksheet completed in this packet.

Extension Activities

Novel Insights: Based on the last chapter you read, write a diary entry from the perspective of a character using your knowledge of character traits and relationships.

Character Poster: Create a poster of the characters in your novel. You can do it on paper or another way of your choice. Hang it up and add to it as you learn more about them, like their favorite things!

Role-Play: Select a scene from your novel. Turn the scene into a short movie script. You can choose the actors you'd pick to play each role. If you want, you can also ask your family and friends to act it out!



Complete While Watching Video



Example



Student Practice




Write It Out!

Week At-a-Glance

Day 1

- Watch the Video Lesson.
- Complete your Guided Notes.
- Review the Anchor Chart.
- Complete the Your Turn.
- Complete the Online Practice 1.




Day 2

- Complete the Warm-Up.
- Complete the Character Tracker.
- Complete the Daily Reading.
- Complete the Online Practice 2.

Day 3

- Complete the Warm-Up.
- Complete the Relationship Web.
- Complete the Daily Reading.
- Complete the Online Practice 3.



Day 4

- Complete the Warm-Up.
- Complete the Character Profile.
- Complete the Daily Reading.
- Complete the Online Practice 4.

Day 5

- Complete the Warm-Up.
- Complete the Reflection Outline.
- Complete the Second Weekly Reflection.
- Complete the Online Assessment.



Personality Traits Anchor Chart



Use the chart on this page for reference as you work through analyzing the characters in your independent novel study! You can select traits to help you complete the activities in the PDF!

Intellectual

- Intelligent
- Curious
- Observant
- Creative
- Thoughtful
- Ignorant
- Closed-minded
- Forgetful


Emotional

- Compassionate
- Loving
- Optimistic
- Resilient
- Brave
- Moody
- Pessimistic
- Fearful
- Hateful



Social

- Outgoing
- Friendly
- Loyal
- Respectful
- Shy
- Rude
- Disloyal
- Arrogant



Moral

- Honest
- Trusting
- Generous
- Responsible
- Kind
- Dishonest
- Selfish
- Irresponsible
- Cruel

Work Ethic

- Determined
- Hardworking
- Cooperative
- Patient
- Lazy
- Reckless
- Uncooperative
- Impatient

Other traits (fill in):

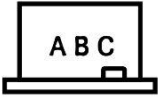
-
-
-



Personality traits are *different* from physical traits. Personality is what's *inside* of a character. It's who they are and their motivations, fears, values, and attitudes.


Day 1

Guided Notes




Guided Notes: While you are watching the video, fill in the information below for your notes.

Types of Characters:




Protagonist -

the _____ of
the story



Antagonist -

the protagonist



Supporting characters -

help the story



Characters can be...

Round - _____ of traits

Dynamic - _____ change

Flat - only a _____ traits

Static - _____ really change

Guided Notes (cont.)



Guided Notes: While you are watching the video, fill in the information below for your notes.

Character Traits

Unique qualities that make characters who they are



Physical - what appears on the


- _____
- How they look
 - What they _____
 - How they move

Personality - what you find on the _____ of a character

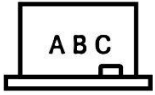
- Who they are
- Motivations
- _____
- Values
- _____



Think of a character from your novel. Can you identify any key personality traits so far?



Guided Notes (cont.)





Guided Notes: While you are watching the video, fill in the information below for your notes.

Character Relationships



The interactions and _____
between characters in a story

- Friendships
- _____ ties
- Romantic interests
- _____
- Complicated connections



Analyzing character relationships can help
you understand:

- The _____
- Characters' motivations
- How characters _____ and change



Relationship Questions:


- How do these relationships influence their _____ and the plot?
- Do they _____ anything from their relationships?
- How are my characters _____?

Your Turn: Character ID




DIRECTIONS: Read the descriptions of each character. Circle the type of character you think they are, and then explain how you know!


- John “Salty” Barkley is a seasoned sea captain with a heart of gold. He is experienced, brave, and often reminisces about his heroic younger days when he would battle the fiercest storms and his infamous rival, Tentacle Terry. His eyes twinkle with the wisdom of lessons learned in youth, and he can’t wait for his next adventure.

Protagonist	Antagonist	Round	Flat	Dynamic	Static
Supporting Character					
<i>I know that it's this type of character because...</i>					

- Rascal is Captain Barkley’s faithful companion, a parrot who never leaves his side. He’s known for repeating nautical terms and mimicking the sounds of the sea. Despite being a simple bird, Rascal is unchanging and very reliable.

Protagonist	Antagonist	Round	Flat	Dynamic	Static
Supporting Character					
<i>I know that it's this type of character because...</i>					

- Tentacle Terry is an infamous pirate known throughout the seven seas for his ruthless nature and huge personality. His emblem is a giant sea monster, which is known to incite fear in every sailor’s heart. He bears a grudge against Captain Barkley and would do anything to defeat him. He never learns, and his motives remain the same.




Protagonist	Antagonist	Round	Flat	Dynamic	Static
Supporting Character					
<i>I know that it's this type of character because...</i>					

Day 2

Warm-Up: Character Traits




DIRECTIONS: Read the descriptions of the characters below. For each character, identify at least two distinct physical traits and two personality traits. Use your anchor chart from p. 3 for help!

Character	Physical Traits	Personality Traits
<p>Iris “Seaweed” Thorn is the first mate on Captain Barkley’s ship. With her flaming red hair and emerald green eyes, she stands out among the crew. Iris was raised on a small fishing island and has a deep understanding and respect for the ocean. She is known for her sharp wit, her uncanny ability to read the weather, and her talent for navigating by the stars.</p>	<p>1.</p> <p>2.</p> 	<p>1.</p> <p>2.</p>
<p>Barnacle Bill is an old, grumpy sailor, always covered in a thick layer of salt and seaweed. He’s been on the ship longer than anyone else, but he keeps to himself, talking only when necessary. His sour demeanor and his lack of social skills make him a bit of an outsider. But despite his gruff exterior, he’s proven his loyalty time and again.</p>	<p>1.</p> <p>2.</p> 	<p>1.</p> <p>2.</p>
<p>Melody is a large, purple mermaid who often helps Captain Barkley and his crew when they find themselves in a tight spot. She’s playful, enchanting, and known for her beautiful voice that can calm even the fiercest storms. However, she is also elusive, only appearing when least expected.</p>	<p>1.</p> <p>2.</p> 	<p>1.</p> <p>2.</p>

Character Tracker



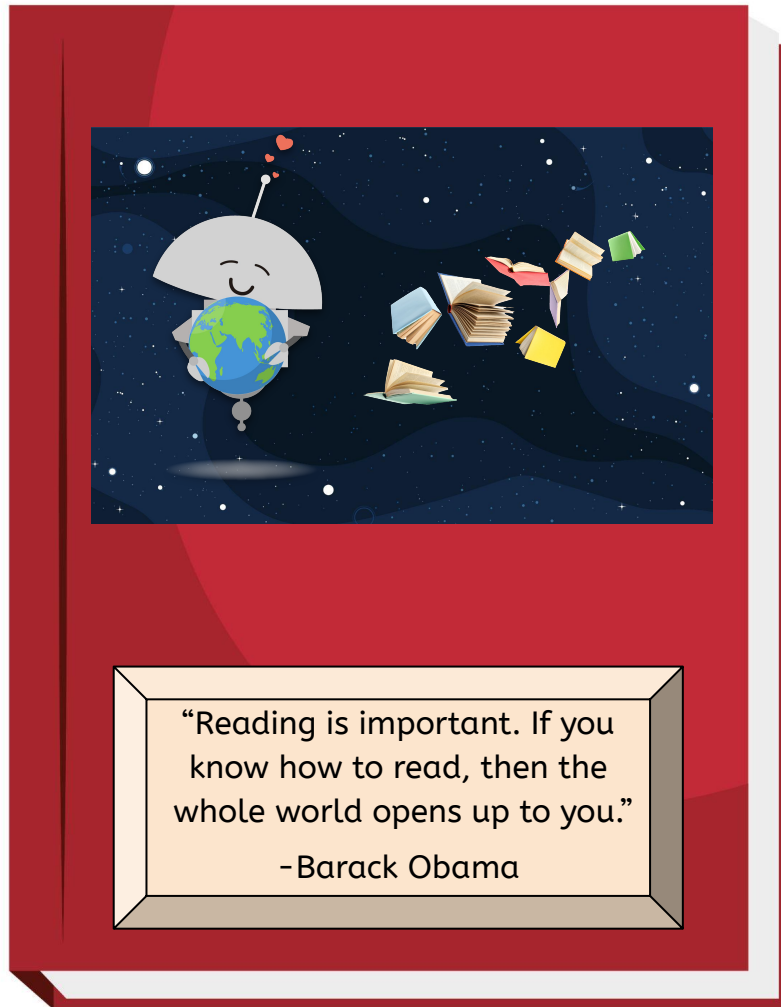
DIRECTIONS: Use the character tracker to record notes about your protagonist. As you read your novel, you can update the tracker with new traits, relationships, how they grow, and what they learn!

<p style="text-align: center;"><u>Basic Info</u></p> <ol style="list-style-type: none">1. Name:2. Age:3. Character type:	<p style="text-align: center;"><u>Relationships</u></p> <ul style="list-style-type: none">• Family:• Friends:• Romantic:• Rivals:
<p style="text-align: center;"><u>Physical Traits</u></p> <ul style="list-style-type: none">•••	<p style="text-align: center;"><u>Personality Traits</u> <i>Use your chart on p. 3 for help!</i></p> <ul style="list-style-type: none">•••
<p style="text-align: center;"><u>Goals</u></p> <ul style="list-style-type: none">•••	<p style="text-align: center;"><u>Other Info</u></p> <ul style="list-style-type: none">••• 


Daily Reading



DIRECTIONS: Your activity today is to work ahead on your reading. Check your calendar and read the next pages you have scheduled in order to stay on top of your goals!



Use your **reading comprehension bookmark** to pause and think about your questions. You can talk with a friend or adult for help!
Check the box when you're finished!




Day 3

Warm-Up: Relationships



DIRECTIONS: Below are descriptions of character relationships from different stories. Read each description and match it with the type of relationship.



Type of relationship...

Friendship _____

Family tie _____

Romantic Interest _____

Rivalry _____

Complex _____

A. The four March sisters – Jo, Meg, Beth, and Amy – are very close. They support each other through good times and bad, and their love for each other helps them grow into strong, independent young women.

B. Tom Sawyer and Huckleberry Finn share many adventures together. They trust each other, get into mischief, and help each other out when they're in trouble.

C. Elizabeth Bennet and Mr. Darcy's relationship starts with misunderstandings but grows into love as they come to understand and respect each other.

D. Long John Silver, a pirate and ship's cook, forms a mentorship with young Jim Hawkins. Although Silver plans a rebellion, there's still respect between them, and their relationship is both warm and treacherous.

E. Sherlock Holmes and Professor Moriarty are always at odds. Moriarty's criminal genius challenges Holmes, leading to a battle of wits.

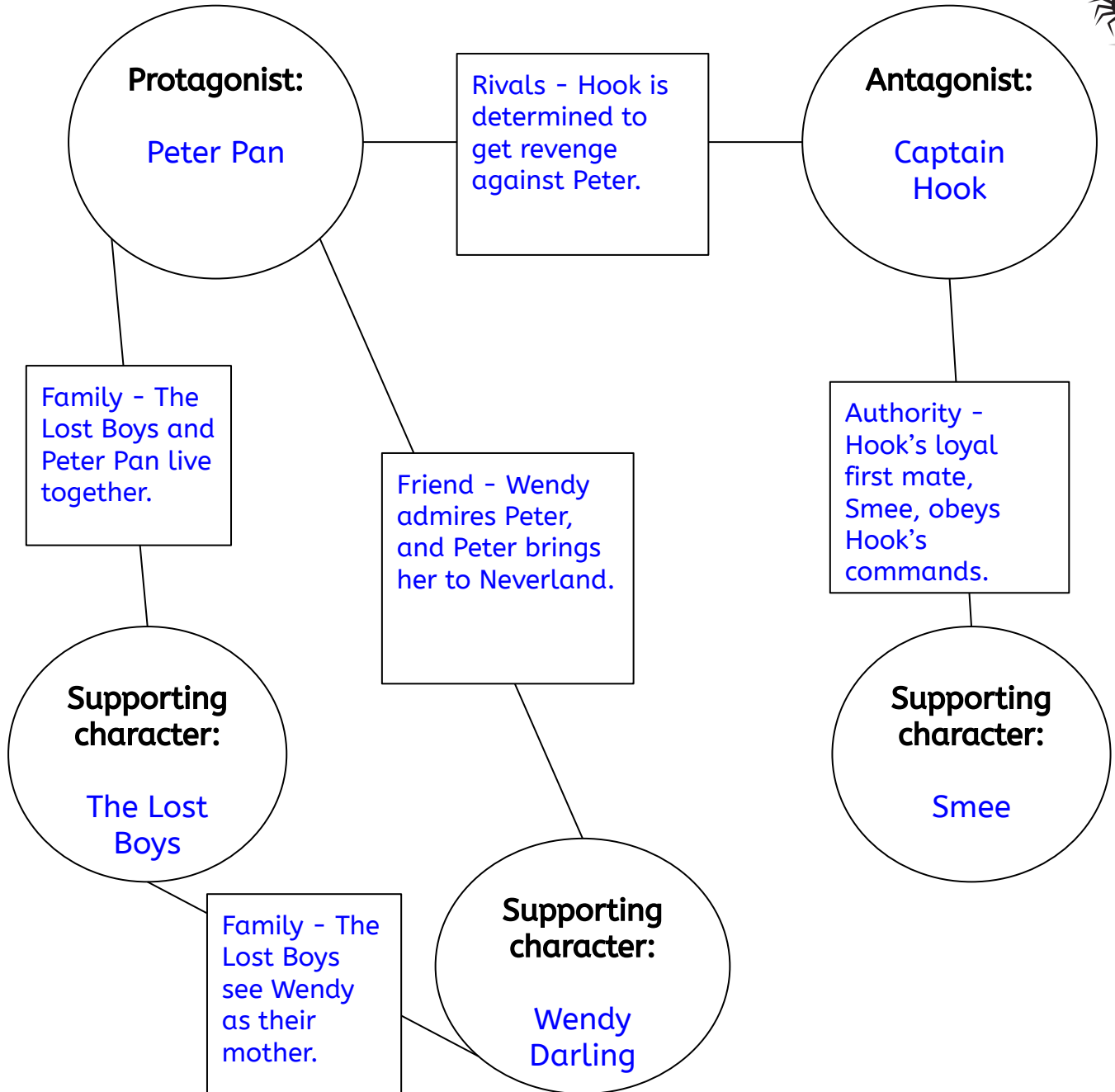

Now choose **one** of the above and **explain** how you think the relationship will play a role in the story. _____



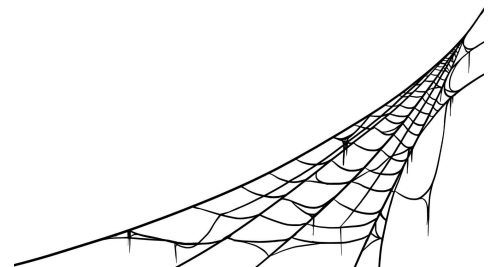
Example - Relationship Web



DIRECTIONS: Below is an example of a web you can use to organize your thoughts about the relationships in your novel. You can use the blank template on the next page to make your own, or create a web in another way of your choice!



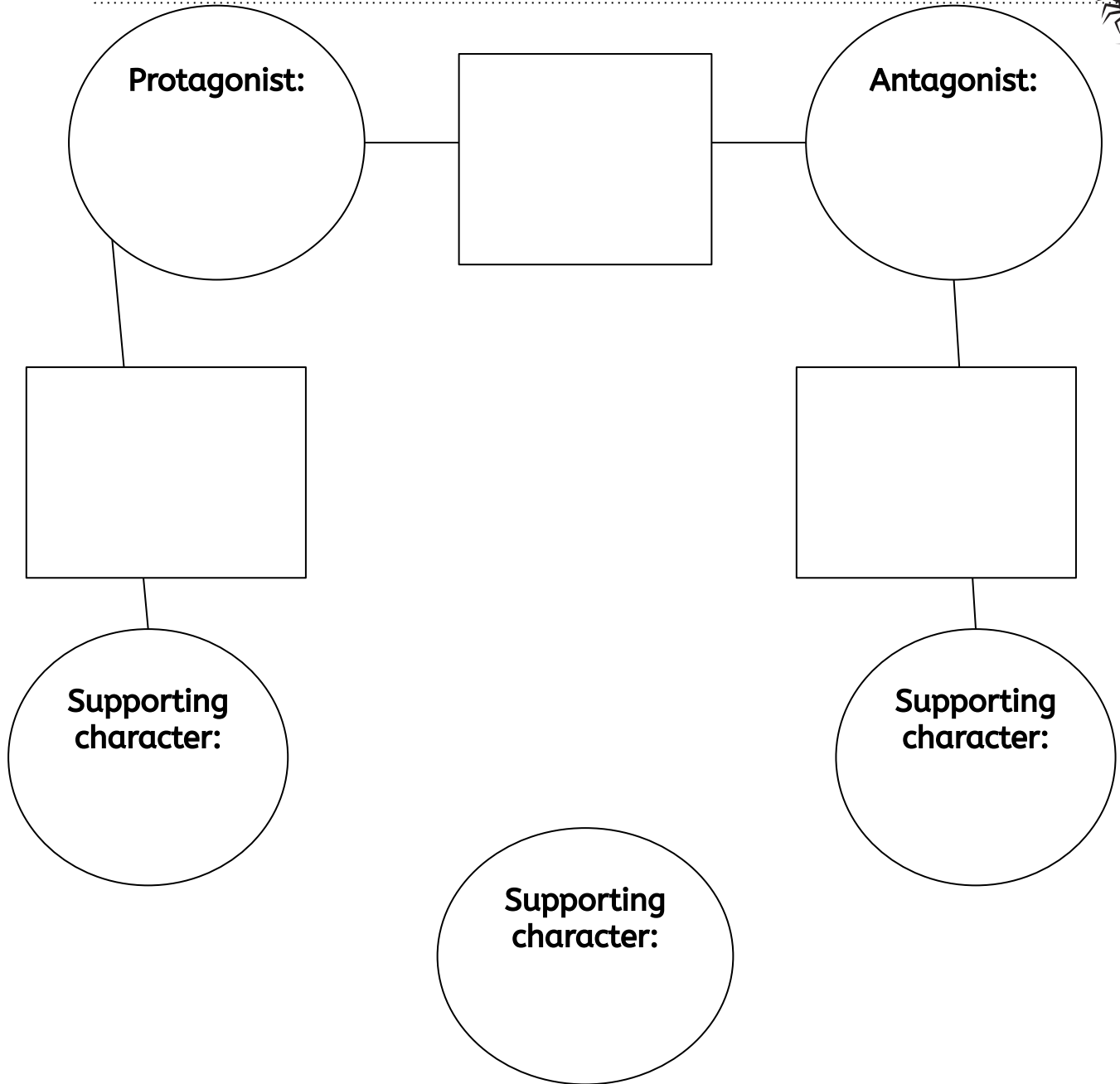
Barrie, J.M. *Peter and Wendy*. Hodder & Stoughton, 1911.



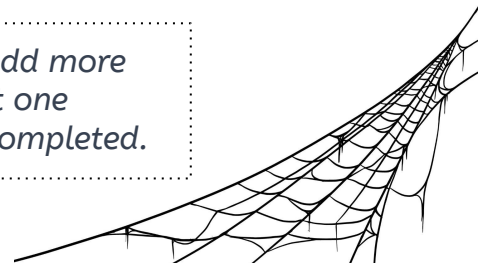
Your Turn - Relationship Web



DIRECTIONS: Use the web below to help you organize and analyze the relationships in your novel. You can draw your own lines and boxes and add more circles as needed. You may also do this on a device, or do it another way of your choice!



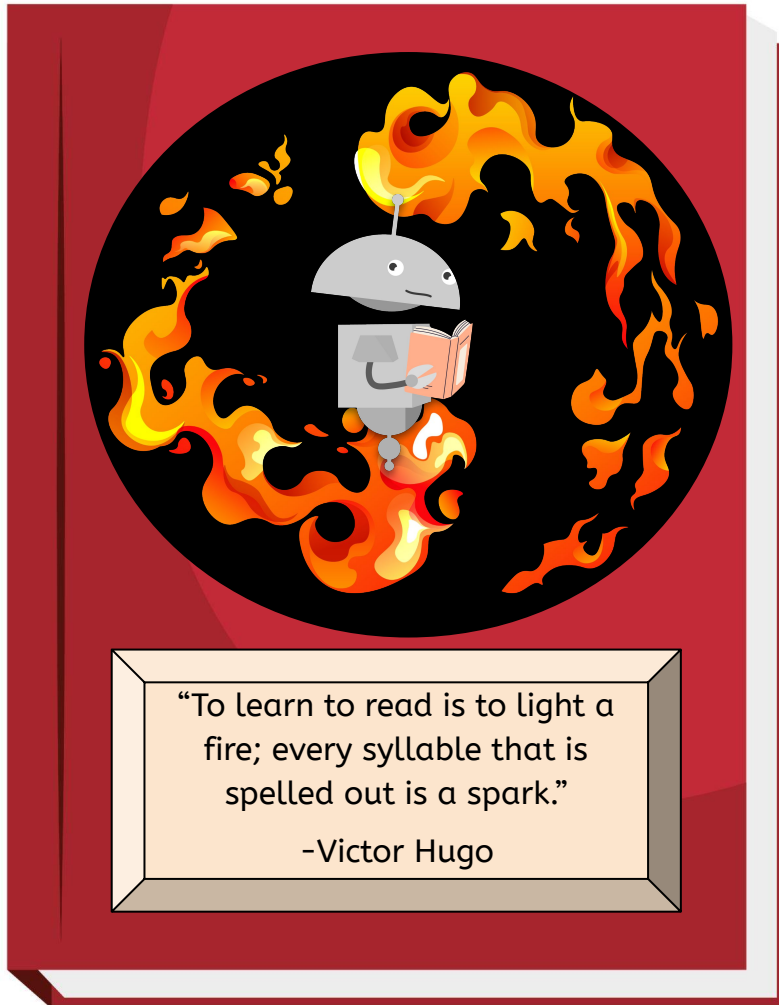
You might not use all of the circles or boxes! You can also add more circles, boxes, and lines as needed. You should have at least one supporting character, the protagonist, and the antagonist completed.




Daily Reading



DIRECTIONS: Your activity today is to work ahead on your reading. Check your calendar and read the next pages you have scheduled in order to stay on top of your goals!



Use your **reading comprehension bookmark** to pause and think about your questions. You can talk with a friend or adult for help!
Check the box when you're finished!



Day 4

Warm-Up: Create-a-Character



DIRECTIONS: Use your knowledge of character types, traits, and relationships to create a new character to fit in the world of your novel! Fill in the blanks and **circle** the options below, or do it another way of your choice!

Meet Your New Character!

- What's their name? _____
- My character is a... Kid / Teen / Adult
- What do they look like? Draw or describe:


What's Their Personality?

- My character is a... Hero / Villain / Sidekick
- Circle three traits: Brave / Funny / Shy / Smart / Curious / Kind / Lazy / Rude / Mean
- When things get tough, what do they do?
Run away / Face it head-on / Ask for help



Where Are They From?

- City / Countryside / Beach / Mountains / Other: _____
- Who's in their family? Circle any:
Parents / Siblings / Friends / Pets / None
Other: _____
- What's their favorite hobby? Sports / Reading / Painting / Music / Dance / Cooking
Other: _____



Joining Your Story's Adventure

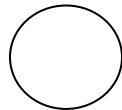
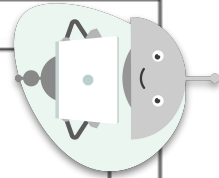
- How do they fit into your story?
Newcomer / Leader / Follower / Outsider
- What's their big goal or dream?
Explore / Solve a problem / Help others / Have fun / Take over the world
- What challenges will they face?
Making friends / Solving puzzles / Overcoming fears / Dealing with rivals



Character Profile



DIRECTIONS: The characters of your novel have logged onto social media! Create a profile post for *either* the protagonist or antagonist of your novel. You can use the template below or another way of your choice! Be sure to include elements that showcase the character's type, traits, and relationships.



Username & Profile Pic: _____

About me: _____



42 likes

Add comment...

Character Profile (cont.)



DIRECTIONS: Now create two posts as your character highlighting their relationships and actions in your story so far. You should have other characters comment on their posts to showcase their relationships. You can even use the character you created on p. 15 to interact with the profile tool! Have fun!

--	--

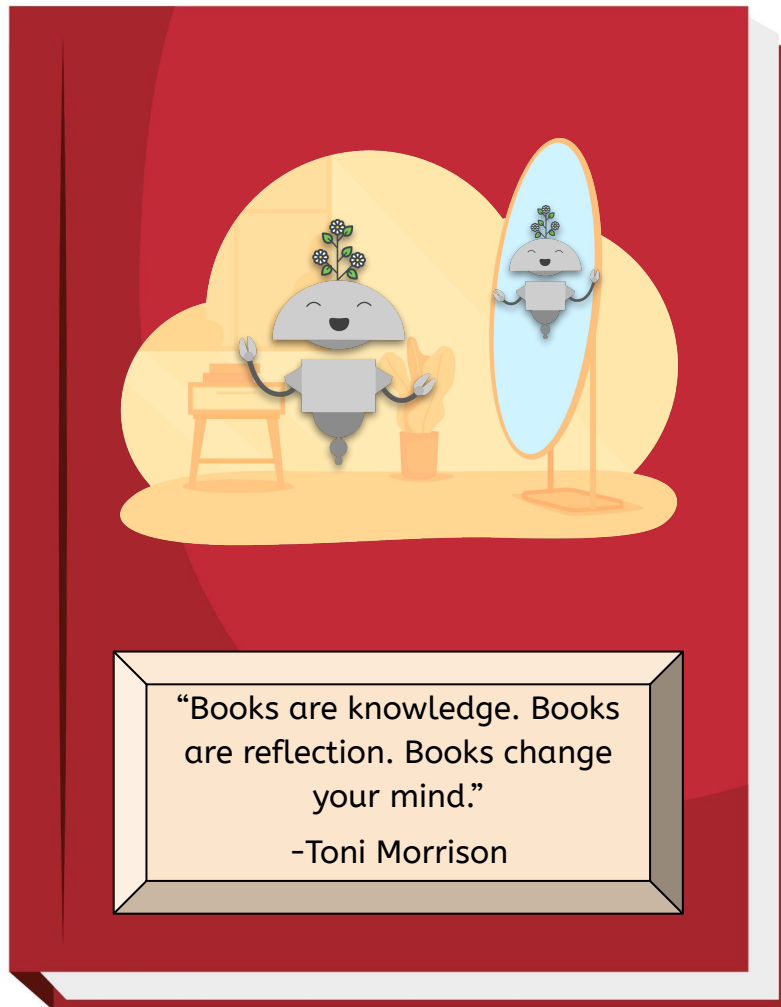
Comments: _____

Comments: _____


Daily Reading



DIRECTIONS: Your activity today is to work ahead on your reading. Check your calendar and read the next pages you have scheduled in order to stay on top of your goals!



Use your **reading comprehension bookmark** to pause and think about your questions. You can talk with a friend or adult for help!
Check the box when you're finished!



Day 5

Warm-Up: Character Chat



DIRECTIONS: You are a character from your novel and have been invited as a guest on a talk show! In the right column, record the answers you think your character would give based on what you know about them so far! You can also use a device.

Welcome to the Show!

Can you introduce yourself to our audience and briefly describe your role in the story so far?

Character's Background:

Can you tell us about your family, where you come from, and what your daily life is like?

Motivations and Goals:

What is the most important thing you want to achieve in the story, and why is it so important to you?

Favorite Moments:

What has been your favorite moment in the story so far? What about your least favorite or most difficult moment?

Final Thoughts:

As we wrap up our interview, what message or wisdom would you like to share with our audience based on your experiences in the story so far?



Your Second Weekly Reflection (Outline)



DIRECTIONS: Consider the questions below for your second weekly reflection. The warm-up on the previous page can help you brainstorm. You can make short bullet point notes here to help you get started, then complete your reflection! You can use the reflection method you chose last week or a different one!

	My Notes
Which character stood out to you the most this week? What specific traits made them memorable?	•
How did a character's physical or personality traits influence their decisions in this week's reading?	•
Based on the characters' traits and actions so far, what do you predict they might do next? Why?	•
Describe the relationship between two characters. How do their traits complement or clash with each other?	•
Can you relate to any characters from this week's reading? How do their experiences or traits mirror your own?	•

When you're ready, use your notes to create your second reflection using the method of your choice! When you finish your reflection, come back here to check the box!

