

### Educator Information and Directions

#### Student Objectives

1. Understand the difference between main ideas and themes
2. Identify and analyze themes in novels

#### DAY 1

Review the Week At-a-Glance, watch the lesson video, complete PDF assignments, and review material with online practice.

#### DAY 2

Complete PDF assignments and review material with online practice.

#### DAY 3

Complete PDF assignments and review material with online practice.

#### DAY 4

Complete PDF assignments and review material with online practice.

#### DAY 5

Complete PDF assignments and complete the lesson assessment.

#### **“Week At-a-Glance”**

**P. 2** will help students organize their time. If you need to alter the schedule, you may combine or alter as needed. However, students should complete all lesson tasks – video, PDF materials, and online practice. These tasks work together to build knowledge, develop understanding, and achieve the unit objectives.

#### Suggested Reward


Use your account to reward 100 Gold/\$coops for each worksheet completed in this packet.

### Extension Activities

**Fiction Fashion** 👗: Design an outfit that represents the theme of your novel. For example, if your book’s theme revolves around freedom, you could incorporate bird feathers or wing patterns into your design. You can draw, paint, or even put together a costume with real materials!

**Symbol Sculpture** 🗿: Using playdough, clay, or recyclable materials, create a 3D sculpture that represents the theme of your novel. For example, if your book’s theme is about growing up, you might sculpt a butterfly coming out of a cocoon. Display your sculpture for friends or family and talk about the theme of your book!

**Theme Song** 🎵: Create a song that represents the theme of your novel. You can compose your own or use songs that you already know. Create an album cover that explains how the lyrics and mood of your music represent your book’s theme!



Complete While Watching Video



Example






Student Practice



Write It Out!

## Week Four At-a-Glance

<b>Day 1</b>	<ul style="list-style-type: none"> <li><input type="checkbox"/> Watch the Video Lesson.</li> <li><input type="checkbox"/> Complete your Guided Notes.</li> <li><input type="checkbox"/> Review the Anchor Chart – p.3.</li> <li><input type="checkbox"/> Complete the Your Turn: Theme Throwdown.</li> <li><input type="checkbox"/> Complete the Online Practice 1.</li> </ul> 
<b>Day 2</b>	<ul style="list-style-type: none"> <li><input type="checkbox"/> Complete the Warm-Up</li> <li><input type="checkbox"/> Complete Revisiting <i>Mango Street</i>.</li> <li><input type="checkbox"/> Complete the Daily Reading.</li> <li><input type="checkbox"/> Complete the Online Practice 2.</li> </ul>
<b>Day 3</b>	<ul style="list-style-type: none"> <li><input type="checkbox"/> Complete the Warm-Up.</li> <li><input type="checkbox"/> Complete the Theme Tracker.</li> <li><input type="checkbox"/> Complete the Daily Reading.</li> <li><input type="checkbox"/> Complete the Online Practice 3.</li> </ul> 
<b>Day 4</b>	<ul style="list-style-type: none"> <li><input type="checkbox"/> Complete the Warm-Up.</li> <li><input type="checkbox"/> Complete the Social Media Update!</li> <li><input type="checkbox"/> Complete the Daily Reading.</li> <li><input type="checkbox"/> Complete the Online Practice 4.</li> </ul>
<b>Day 5</b>	<ul style="list-style-type: none"> <li><input type="checkbox"/> Complete the Warm-Up.</li> <li><input type="checkbox"/> Complete the Reflection Outline.</li> <li><input type="checkbox"/> Complete the Fourth Weekly Reflection.</li> <li><input type="checkbox"/> Complete the Online Assessment.</li> </ul> 

# Theme Anchor Chart



## Finding the Theme

**STEP 1:** Identify the **main idea** of the story – what actually happens to the characters. Let's use an example from *The Tortoise and the Hare*:

*A hare challenges a tortoise to a race. The hare takes a nap during the race, and the tortoise wins.*



**STEP 2:** Answer **theme questions** about the story:

- What did the characters learn?
- How did they change or grow?
- Why did they act the way they did or make certain decisions?
- What's different at the end of the story?
- What message stays with you?

*The tortoise and the hare learn that the winner is the one who keeps going and doesn't give up.*

**STEP 3:** Write a **lesson** that **anyone can learn**.

*The winner is the one who keeps going and doesn't give up.*



### Mia's Tips:

- **Slow down:** If you still need to finish reading your novel, this might feel challenging. That's OK! You can come back to this lesson later when you finish your book!
- **Keep it universal:** Make sure the theme can apply to lots of different people!
- **Test it out:** Use your theme to make a connection to another story, personal experience, or real-life event. If you can make a connection, you have a strong theme!

# Day 1

## Guided Notes



**Guided Notes:** While you are watching the video, fill in the information below for your notes.

Theme	Main idea
<p>The message, bigger _____, or truth</p> <ul style="list-style-type: none"><li>• Not directly stated</li><li>• _____ at</li></ul>	<p>What _____ happens to the characters</p>

### Theme Questions:

- What did the characters \_\_\_\_\_?
- How did they \_\_\_\_\_ or grow?
- Why did they \_\_\_\_\_ the way they did  
or make certain decisions?
- What's different at the end of the story?
- What \_\_\_\_\_ stays with you?



Answer one or more of the above theme questions about your novel:


## Guided Notes (cont.)



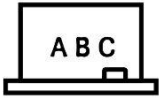
**Guided Notes:** While you are watching the video, fill in the information below for your notes.

Novel	Main Idea	Theme
<p style="text-align: center;"><i>Hatchet</i> by Gary Paulsen</p> 	<p>Brian survives a plane crash and finds himself alone in the Canadian wilderness with nothing but a hatchet.</p>	<p>Humans can _____ an inner strength and resourcefulness they never knew they had to _____ and survive in tough situations.</p>
<p style="text-align: center;"><i>Crossover</i> by Kwame Alexander</p> 	<p>Josh is a young basketball player who struggles with his twin brother getting a girlfriend and the different paths they start to take in basketball and in life.</p>	<p>Even when it _____ like you're on a different team from the people you love, acceptance and understanding can help _____ feel like they belong.</p>
<p style="text-align: center;"><i>Anne of Green Gables</i></p> 	<p>The Cuthberts of Green Gables adopt Anne Shirley, and she quickly forms an inseparable bond with her new best friend, Diana Barry.</p>	<p>True _____ stick together through good times and bad, becoming like _____.</p>

**Themes:**  
universal truths  
that *connect* to  
our own lives



## Guided Notes (cont.)



**Guided Notes:** While you are watching the video, fill in the information below for your notes.



A story about friendship I know is... \_\_\_\_\_

The main idea of the story is... \_\_\_\_\_

The theme, or lesson from the story teaches us that... \_\_\_\_\_



**Now, it's up to YOU! Brainstorm some ideas about your own novel:**

The main idea of the story is... \_\_\_\_\_

The theme, or lesson from the story teaches us that... \_\_\_\_\_

## Your Turn: Theme Throwdown



**DIRECTIONS:** Read each statement and circle if it's a main idea or a theme. There are three of each! Refer to your theme formula on p. 3 for help!

1. A young girl travels to different countries to find her missing father.

**Main Idea**

**Theme**

2. The power of friendship can help you through life's challenges.

**Main Idea**

**Theme**

3. A detective in a small town unravels a complicated crime mystery.

**Main Idea**

**Theme**

4. Two adventurers search for hidden artifacts while navigating dangerous obstacles.

**Main Idea**

**Theme**

5. Personal growth often comes from stepping out of your comfort zone.


**Main Idea**

**Theme**

6. Challenges shape character and teach you resilience.

**Main Idea**

**Theme**




What did you notice about the language used in main ideas vs. theme statements?

---

---

How are they different? \_\_\_\_\_

---

**Bonus challenge:** Draw a star  next to a main idea and a theme that fit together!

# Day 2

## Warm-Up: Micro Stories



**DIRECTIONS:** Read the “micro” stories below. Match each story to its main idea and to its theme in the right column. Each story will be matched with two letters.

### The Lost Dog 🐕

Lisa spends the entire day searching for her lost dog, Max. She puts up flyers and talks to neighbors. She finally finds Max hiding in Mr. Johnson’s garage, afraid of the fireworks from last night’s celebration. Lisa and Max return home, both relieved.

**Main Idea:** \_\_\_\_\_ **Theme:** \_\_\_\_\_

### The Last Guardian 🐉


Nora lives in a village protected by a dragon. She notices the dragon’s waning strength and embarks on a quest to find a healing elixir. She returns in the nick of time, rejuvenating the dragon with the elixir. The dragon and villagers celebrate her courage.

**Main Idea:** \_\_\_\_\_ **Theme:** \_\_\_\_\_

### The Stolen Painting 🖼️

Jake is an amateur detective who hears about a painting stolen from the local museum. After collecting clues, he accuses a gallery worker. The worker admits his guilt, revealing he stole the artwork to pay off his debts. Jake ponders the complicated reasons people make bad choices.

**Main Idea:** \_\_\_\_\_ **Theme:** \_\_\_\_\_



**Use each letter only once!**

- A. A girl searches all day to find her lost dog, who was hiding because he was scared of fireworks.
- B. People do bad things sometimes, but the reasons can be complicated.
- C. A young detective solves the case of a stolen painting and discovers it was taken by someone trying to pay off debts.
- D. A quest is undertaken to find a healing elixir to strengthen a weakening dragon that protects a village.
- E. Being brave can help your whole community.
- F. Perseverance and taking action can help you overcome challenges.



## Revisiting *The House on Mango Street*



**DIRECTIONS:** Now it's your turn to practice crafting main ideas and theme statements. First, read the description of *The House on Mango Street*:


In *The House on Mango Street*, a girl named Esperanza dreams of a better life than the one she has in her small, crowded house in a struggling Chicago neighborhood. The book shares short stories about her year there, where she observes her family and neighbors. Esperanza notices that a lot of people around her are stuck – either because they don't have much money, they've faced tough times, or they've given up on their dreams.

Esperanza decides she doesn't want her life to be like that. She begins to understand the power of hope and the importance of being true to herself. Through writing, she finds a way to express her feelings and her dreams for a better future. She learns that even though life can be hard, holding onto your dreams can give you the strength to rise above your circumstances. Esperanza wants to get that nice house one day, but she also wants to come back and help make things better for the people she cares about.

Cisneros, Sandra. *The House on Mango Street*. Vintage Books, 1991.



**DIRECTIONS:** Next, use the formula on **p. 3** to write a main idea and a theme statement for *The House on Mango Street*:



**Step 1 – Main Idea:** \_\_\_\_\_

\_\_\_\_\_

**Step 2 – Answer Theme Questions:** \_\_\_\_\_

\_\_\_\_\_

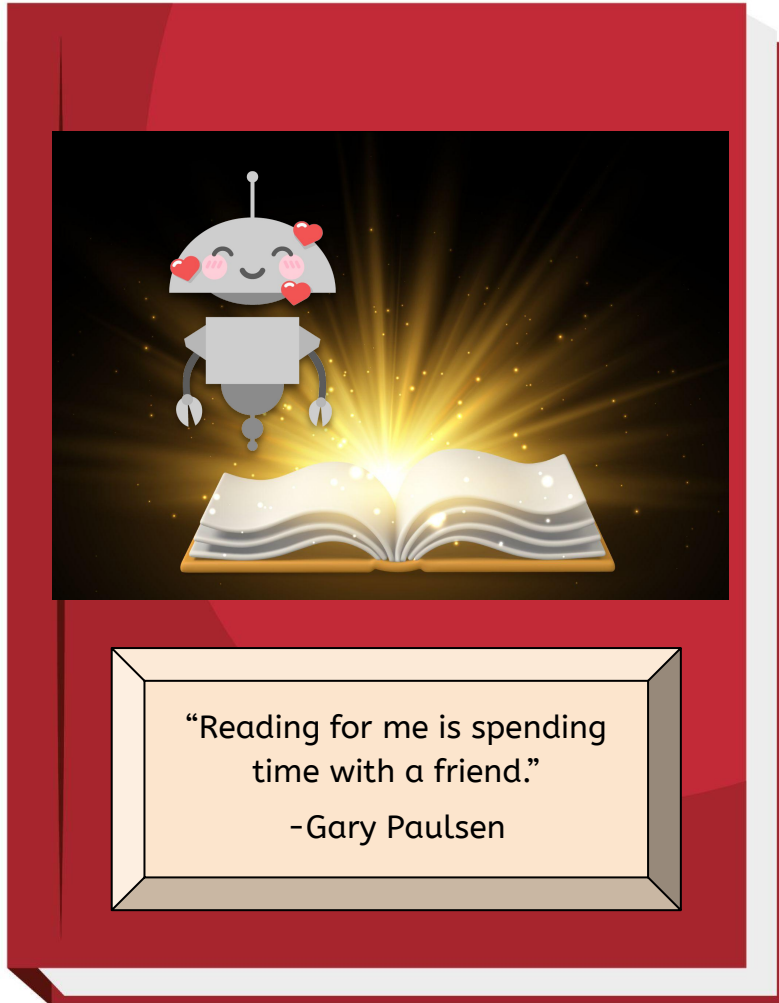
**Step 3 – Lesson for Anyone:** \_\_\_\_\_

\_\_\_\_\_


# Daily Reading



**DIRECTIONS:** Your activity today is to work ahead on your reading. Check your calendar and read the next pages you have scheduled in order to stay on top of your goals!



Use your **reading comprehension bookmark** to pause and think about your questions. You can talk with a friend or adult for help!  
*Check the box when you're finished!*



# Day 3

## Warm-Up: Theme Poster




**DIRECTIONS:** Use the space below to create a poster with the main idea of your novel on one side and a possible theme on the other side. You can use words, drawings, or symbols to represent your ideas!

### Main Idea

*What events are happening to the characters in your novel?*

### Theme

*What lessons are these events trying to teach you?*



# Theme Tracker



**DIRECTIONS:** As you continue to read your novel, complete the chart below to analyze its theme. You can use your poster on the last page, your work from previous lessons in this unit, and p. 3 of this PDF to help you!

**Major Events:** Write a 2-3 sentence summary of the major events in the book.



---



---



---

**Main Idea of My Story:**



---


---

**Theme of My Story:**



---

---



**Main Idea vs. Theme:** Explain how the main idea and the theme are different.

---

---


---

# Theme Tracker (cont.)



**DIRECTIONS:** As you continue to read your novel, complete the chart below to analyze its theme. You can use your poster on the last page, your work from previous lessons in this unit, and p. 3 of this PDF to help you!

## Theme Quotes:



Find a quote or example from the book that supports this theme:



---

---

Find another quote or example from the book that supports this theme:



---

---

Find one more quote or example from the book that supports this theme:



---

---

**Reflection:** How does the theme relate to the main idea of your story? How do the characters teach us a lesson?



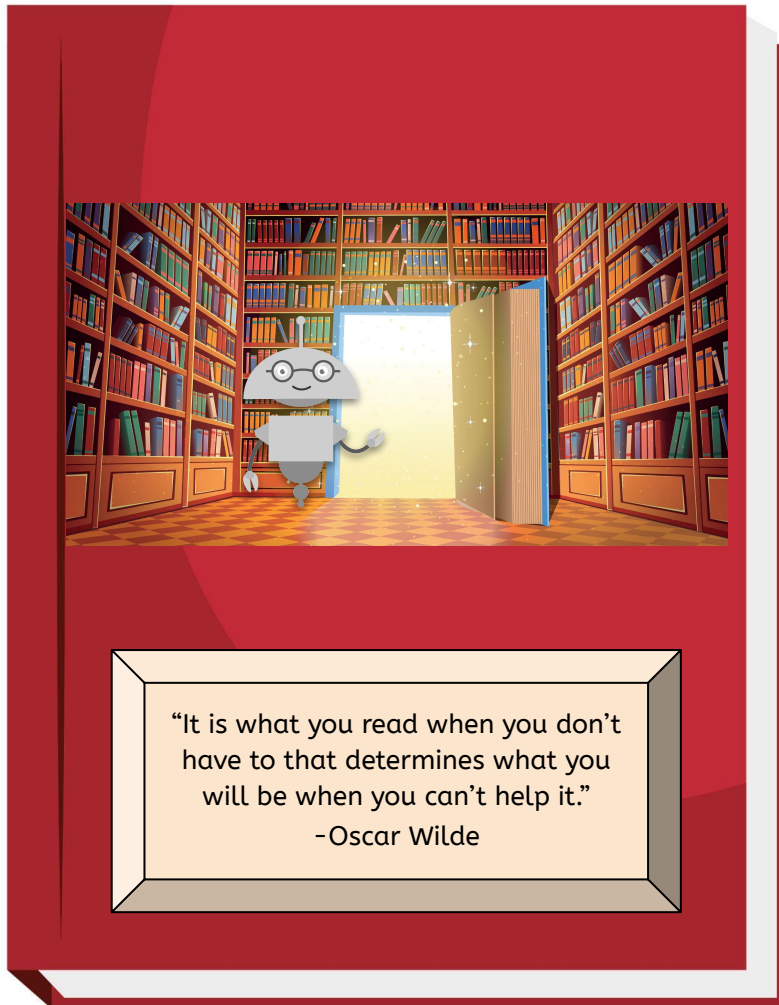
---

---


# Daily Reading



**DIRECTIONS:** Your activity today is to work ahead on your reading. Check your calendar and read the next pages you have scheduled in order to stay on top of your goals!



Use your **reading comprehension bookmark** to pause and think about your questions. You can talk with a friend or adult for help!  
*Check the box when you're finished!*







# Day 4

## Warm-Up: #Emojis 😊



**DIRECTIONS:** Your book is about to go viral! Complete the brainstorm below to prepare to post about the theme in your independent novel.

<p> <b>Major Event</b></p> <p>Describe a major event in the story that represents the theme of your book.</p>	
<p> <b>Emojify It</b></p> <p><i>Draw emojis that represent your theme</i></p>	
<p> <b>Hashtag It</b></p> <p><i>Write at least two hashtags that represent your theme</i></p>	<p><i>*A hashtag is a word or phrase with a “#” used to categorize topics on social media. 📱 #Theme #MainIdea</i></p> <p># _____</p> <p># _____</p> 

How did turning the theme into emojis and hashtags help you understand it better?

---

---

---

# Social Media Update!



**DIRECTIONS:** Time to revisit your character's social media profile! Create two posts as your character, highlighting the main idea and the theme in your novel. Use the emojis and #hashtags you brainstormed on the previous page! You should have other characters comment on their posts, too!

**Main Idea**

A rectangular box representing a social media post. On the left side, there are three icons: a red heart, a speech bubble, and a paper plane. On the right side, there is a bookmark icon. The rest of the box is empty for writing.

Comments: \_\_\_\_\_  
\_\_\_\_\_  
\_\_\_\_\_  
\_\_\_\_\_  
\_\_\_\_\_

**Theme**

A rectangular box representing a social media post. On the left side, there are three icons: a red heart, a speech bubble, and a paper plane. On the right side, there is a bookmark icon. The rest of the box is empty for writing.

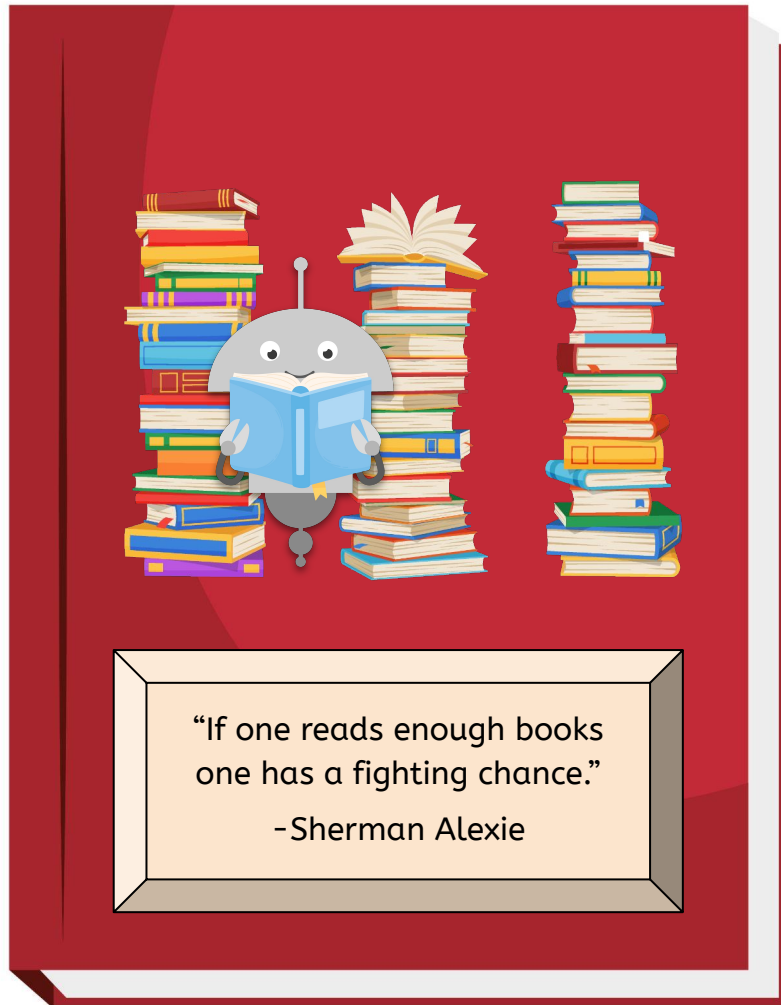
Comments: \_\_\_\_\_  
\_\_\_\_\_  
\_\_\_\_\_  
\_\_\_\_\_  
\_\_\_\_\_




# Daily Reading



**DIRECTIONS:** Your activity today is to work ahead on your reading. Check your calendar and read the next pages you have scheduled in order to stay on top of your goals!



Use your **reading comprehension bookmark** to pause and think about your questions. You can talk with a friend or adult for help!  
*Check the box when you're finished!*



# Day 5

## Warm-Up: Updates



**DIRECTIONS:** Complete the checklist below for your warm-up activity. You will need the other PDFs from this unit to complete this activity.

**Revisit the following activities from this unit's PDFs to update them.**

- Update your [Character Tracker](#) by adding one connection to the "Other Info" section.
- Update your [Relationship Web](#) by adding one connection to a character bubble.
- Update your [Plot Diagram](#) activity by adding at least one new event.
- Update the [Your Turn: Mapping Major & Minor Events](#) activity by adding at least one connection to an event.




**Answer the questions below:**

Which activities did you add to the most?

---

Which activities do you feel like you will need to add more to as you finish your novel?

---



## Your Fourth Weekly Reflection (Outline)



**DIRECTIONS:** Consider the questions below for your fourth weekly reflection. The activities in this week's PDF can help you brainstorm. You can make short bullet point notes here to help you get started, then complete your reflection! You can use the reflection method you chose last week or a different one!

	My Notes
Based on what you've read so far, what is the main idea of your novel? What's been happening to your characters?	●
In the most recent pages you've read, what message or lesson do you think the author is trying to teach you?	●
How has the protagonist evolved or changed? Can you link this transformation to the theme of your novel?	●
How does this theme relate to the real world or your own life?	●
Have any of your previous predictions about your novel come true? What events are similar or different from your predictions?	●

When you're ready, use your notes to create your second reflection using the method of your choice! When you finish your reflection, come back here to check the box!

