

Educator Information and Directions

Student Objectives

1. Students will be able to apply the five senses to create a paragraph with powerful imagery.

DAY 1

- Watch the online video lesson.
 - Pause the video and complete the **Anticipation Guide**.
- Work on **Guided Notes - Part One** and **Guided Notes - Part Two** while watching the video lesson.
- Complete the **Writing Descriptions for Senses** assignment.
- Complete online practice 1.

DAY 2

- Complete the **Editing Paragraphs for Imagery** assignment.
- Complete the **Creating Imagery with Picture Prompts** assignment.
- Use the **Write Your Own Story** page to create your own scary story.
- Complete online practice 2 and the online assessment.

Suggested Reward

Use your account to reward 100 Gold/\$coops for each worksheet completed in this packet.

Extension Activities

Imagery in Text

Read through your favorite book or any other text. Save those passages by using a sticky note or marking it. Read these texts out loud, and check to see what senses the authors are using in their writing.

Imagery Collage

Pick a piece of text that uses descriptive imagery. Collect photos, drawings, or images to make a picture collage to visually represent the text.

Imagery Scenes

Close your eyes and describe a setting from a film, book, or story you know well. Try to use as much imagery as possible to describe it.



Complete While Watching Video



Example



Student Practice



Write It Out!






Day 1

Anticipation Guide

DIRECTIONS: Complete the questions below BEFORE watching the rest of the video lesson.

1. Think about the words used to tell the story or how the author described the setting. Besides the plot, such as the beginning, middle, and end of the story, what about the story sticks out to you?

DIRECTIONS: Consider your own surroundings. List what you see, smell, hear, touch, and taste around you. Are you completing schoolwork in your room? Are you eating while working? Fill the chart below!

Sense	Description of Your Own Surroundings
Sight 	
Sound 	
Smell 	
Taste 	
Touch 	

Guided Notes - Part One



DIRECTIONS: Fill in the blanks below as you watch the video.

Imagery - _____ writing that creates pictures in a reader's mind.

How writers can create imagery is by appealing to the five _____: sight, sound, smell, _____, and touch.

Quick tip: Using figurative language, like simile, _____, personification, or hyperbole, can really be great writing tools to write powerful imagery.

DIRECTIONS: Read text on the right from the lesson video. Then draw a line from the passage on the right to the matching sense icon to the left.



- a) "The dark sky was thick and inky. It covered the world with a gloominess lit only by the moon."
- b) "It smelled like decay, and the scent of old leaves mixed with the smell of rust."
- c) "The overgrown plants slithered against his skin."
- d) "The boy can hear one lonely cricket calling out into the endless night."
- e) "The scent of death in the air left a rotten taste on his tongue."

Guided Notes - Part Two



DIRECTIONS: Use this page to write and brainstorm the end of the scary story in today's video lesson. Make sure to pause and play when instructed to in the lesson.

- 1) **What are some great words to describe a ghost?** Use the space below to brainstorm words. Continue the video once you complete the list.



<hr/>	<hr/>
<hr/>	<hr/>
<hr/>	<hr/>
<hr/>	<hr/>
<hr/>	<hr/>
<hr/>	<hr/>
<hr/>	<hr/>
<hr/>	<hr/>
<hr/>	<hr/>

- 2) **Try writing your own descriptive imagery, using words from your own list. Remember, try to keep it creepy, and feel free to use figurative language to establish that imagery.** You may also use the list created by Tony in our lesson.

Writing Descriptions for Senses

DIRECTIONS: Think of a place you enjoy or visit often. You may visit that place with a parent or guardian or imagine that you are at that place again. List what you see, smell, hear, touch, and taste around you. Fill out these details in the chart below!



Sense	Description of Your Own Surroundings	Figurative Language
Sight	<ul style="list-style-type: none">•••	
Sound	<ul style="list-style-type: none">•••	
Smell	<ul style="list-style-type: none">•••	
Taste	<ul style="list-style-type: none">•••	
Touch	<ul style="list-style-type: none">•••	

Creating Imagery With Picture Prompts



DIRECTIONS: Use the pictures provided on the left to create a description using imagery in the right column. Make sure the description is at least three sentences and evokes emotion.

Picture	Description Using Imagery
	<p>As I approached Shibuya Crossing, the sounds and smells intensified, invading my senses with murmuring crowds and mouth-watering food. Reaching the busy intersection was like entering a whirlwind. I felt a sense of excitement at being part of the chaotic but harmonious city.</p>
