

Educator Information and Directions

Student Objectives

1. Describe the three parts of an effective expository introduction paragraph
2. Craft an introduction paragraph

DAY 1

- Watch the **Video Lesson** and complete your **Guided Notes**.
- Complete the **Intro Identification Activity**.
- Complete the **Online Practice 1**.

DAY 2

- Complete the **Warm-Up**.
- Complete the **Missing Scoop Activity**.
- Complete **Online Practice 2**.

DAY 3

- Complete the **Warm-Up**.
- Complete the **Body Paragraph Preview Activity**.
- Complete **Online Practice 3**.

DAY 4

- Complete the **Warm-Up**.
- Complete the **Drafting Different Hooks Activity**.
- Complete **Online Practice 4**.

DAY 5

- Complete **Warm-Up Option 1 OR Warm-Up Option 2**.
- Complete the **Drafting My Intro Activity**.
- Complete the **Online Assessment**.

Suggested Reward

Use your account to reward 100 Gold/\$coops for each worksheet completed in this packet.

Extension Activities

At the Drop of a Hat: Write down a variety of topics on slips of paper and put them in a hat. Draw a topic and write an introduction paragraph about it on the spot. As an extra challenge, set a time limit!

Note to Educators:

Writing introductions and conclusions can be particularly challenging. If your student is struggling, brainstorm along with them. Remind them that they can revise later on. You may even consider having them write their body paragraphs before coming back to the introduction.

It's important to remember that children progress at their own pace when developing writing skills. Your student may choose to draft in many different forms, like writing bullet points, drawing, or recording their thoughts with a voice note.



Complete While Watching Video



Example



Student Practice



Write It Out!

Day 1

Guided Notes: Part 1

Guided Notes: While you are watching the video, fill in the information below for your notes.



Introduction Paragraph Structure

1. Hook ←
2. Background information
3. Main idea sentence



Hook

The _____ line or few lines of your essay that _____ the reader's attention

1. An exciting _____

Example: The lightning capital of North America is located in Four Corners, Florida, with 1,229 lightning events per square mile!

2. An interesting _____

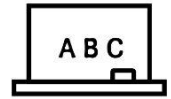
Example: Have you ever stood in awe of a spectacular lightning storm and wondered how it all works?

3. An engaging _____

Example: According to the National Severe Storms Laboratory, "Lightning is one of the oldest observed natural phenomena on Earth."


Guided Notes: Part 2

Guided Notes: While you are watching the video, fill in the information below for your notes.



Introduction Paragraph Structure

1. Hook
2. Background information ←
3. Main idea sentence



Background Information

Where you help your reader understand what you're going to talk about

- Include _____
- Include a short _____ of your topic
- Include explanation of important words or ideas



⊘ Avoid ⊘

- “In this essay, I will...”
- “I am going to be talking about...”

Example: “Lightning is an electrostatic discharge from the sky that happens during storms, and there are multiple types of lightning.

Scientists still study it to this day.”

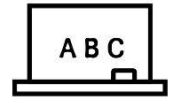


Introduction paragraphs are usually three to five sentences long!





Guided Notes: Part 3

Guided Notes: While you are watching the video, fill in the information below for your notes.



Introduction Paragraph Structure

1. Hook
2. Background information
3. Main idea sentence 



Main Idea Sentence

_____ sentence of the introduction; central _____

Example: "Lightning has specific causes, comes in various types, and requires safety measures."

Practice: Identify and label the hook, background information, and the main idea in this introduction paragraph.

The lightning capital of North America is located in Four Corners, Florida, with 1,229 lightning events per square mile! Lightning is an electrostatic discharge from the sky that happens during storms, and there are multiple types of lightning. Scientists still study it to this day. Lightning has specific causes and various types, and it requires safety measures.



Intro Identification Activity: Part 1

DIRECTIONS: Read the introduction below. Underline the hook, circle the background information, and put a star ★ by the main idea.



1. Have you ever wanted to fly like a bird? To soar above the trees and see the world from above sounds like a dream, doesn't it? However, drones have made this dream a reality. Drones are unmanned aerial vehicles that have transformed our world. Drones have changed various fields, such as filmmaking, delivery services, and environmental studies.



Write a sentence explaining why each part of this introduction is effective.

The hook is effective because..._____

The background information is effective because..._____

The main idea is effective because..._____

OPTIONAL Challenge: Write a different hook for the above introduction. Try using a fact or a quote to begin.



Intro Identification Activity: Part 2

DIRECTIONS: Read the introduction below. Underline the hook, circle the background information, and put a star ★ by the main idea.



2. “A book is like a garden carried in the pocket.” This proverb encapsulates the magic of reading. Reading whisks us off to different worlds and introduces us to new ideas. Reading expands our minds, enriches our lives, and opens up new horizons for us to explore.


Write a sentence explaining why each part of this introduction is effective.

The hook is effective because..._____

The background information is effective because..._____

The main idea is effective because..._____

OPTIONAL Challenge: Write a different hook for the above introduction. Try using a fact or a question to begin.



Day 2

Warm-Up: Part 1

DIRECTIONS: This introduction has been all mixed up. Cut out pieces and arrange them in the correct order on the next page. If you cannot cut them out, label the hook as #1, the background information as #2, and the main idea as #3 and write them in the correct order on the next page.




The earliest form of ice cream dates back to 2000 B.C.E, but it is impossible to know just how far back this delicious treat goes.

Made up of milk, cream, sugar, ice, and many flavorings, this treat is globally beloved.

The creation of ice cream involves three crucial steps: blending of the ingredients, the chilling process, and the final freezing stage.

Have you ever wondered how your deliciously creamy and sweet ice cream is made?



How Is an Introduction Like an Ice Cream Cone?


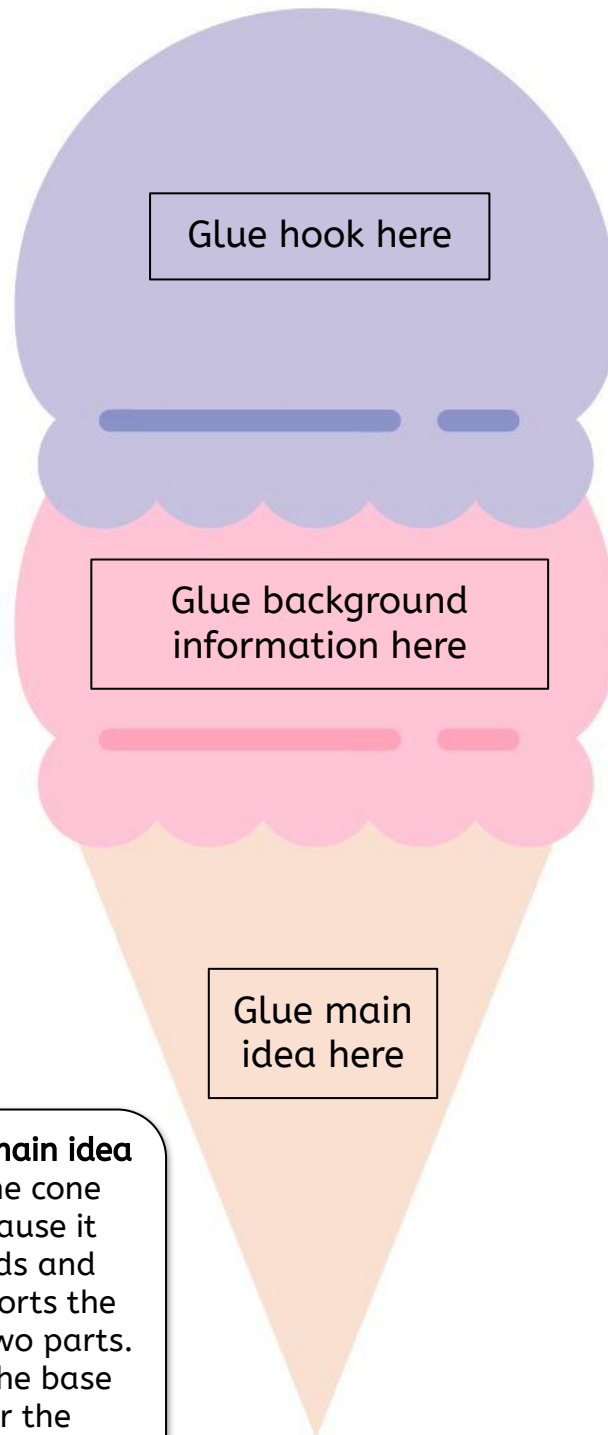
The **hook** is like the top scoop of ice cream that gets your attention!

The **background information** is like the middle scoop of ice cream because it adds flavor and depth to the topic.

Check the next page to see how the **main idea** is like the cone!

Warm-Up: Part 2

DIRECTIONS: Glue, tape, or label the introduction pieces in the correct order in the graphic organizer below.



The **main idea** is the cone because it holds and supports the first two parts. It's the base for the paragraph!

Missing Scoop Activity

DIRECTIONS: A part of these introduction paragraphs is missing! Write in your own version of what is missing to fit into the paragraph. Use the warm-up activity as a reference.




Hook _____

Team sports are exhilarating. Along with this excitement, team sports provide important lessons for participants.

Team sports cultivate essential skills such as leadership, collaboration, and perseverance.

Not Sure What To Write?

Look back at the other introduction examples throughout this PDF so far!



Ludwig van Beethoven once said, “Music is the electrical soil in which the spirit lives, thinks, and invents.”

Background information _____

Music is a form of expression, a tool for communication, and a source of inspiration.

Day 3

Warm-Up

DIRECTIONS: Circle to identify each sentence as the hook, background information, or main idea for an expository essay. The first sentence has been completed for you as an example.



1. Learning a second language broadens your cultural understanding, improves your thinking skills, and gives you a professional advantage.

Hook/Background Information/Main Idea

2. Can you imagine being able to converse with people from different corners of the world in their own languages?

Hook/Background Information/Main Idea

3. In fact, over half of the world's population is bilingual, and this number is on the rise. Bilingual means the ability to speak two languages.

Hook/Background Information/Main Idea

4. "Erosion" is a process where natural forces like wind and water wear away rocks and soil on Earth. But since the moon doesn't have wind or water, things like footprints can last a very long time.

Hook/Background Information/Main Idea

5. Did you know the footprints left by astronauts on the moon could stay there for millions of years?

Hook/Background Information/Main Idea

6. The moon has a unique atmosphere, soil composition, and temperature that affect how we can study it.


Hook/Background Information/Main Idea

Body Paragraph Preview Activity: Part 1

DIRECTIONS: Read the following introduction paragraph. Underline the hook, circle the background information, and put a star ★ by the main idea.



Did you know that stars twinkle because of the air around Earth? This is the same reason why a straw looks bent when it's in a glass of water. Our universe is full of cool things like this! Space is a big place with lots of galaxies, stars, and planets, and there are many things we're still trying to learn. Learning about space helps inform us about the Earth's past, the Earth's present, and the Earth's future.



DIRECTIONS: Answer the questions below based on the introduction paragraph that you read. *Hint: look back at the main idea!*

1. What are the body paragraphs of this essay going to be about?

2. How do you know what the body paragraphs will be about?

Main Idea Hints

The main idea always gives a little preview of what the body paragraphs will be about! See if you can find the paragraph points listed in the main idea.

Body Paragraph Preview Activity: Part 2

DIRECTIONS: Read the following introduction paragraph. Underline the hook, circle the background information, and put a star ★ by the main idea.




The first loaf of leavened, or risen, bread was likely made accidentally by the ancient Egyptians over 4,000 years ago! The process of bread-making transforms simple ingredients into a delicious staple food. The magic of bread-making lies in three key steps: combining ingredients to form the dough, allowing the dough to rise through fermentation, and finally baking it to golden perfection.

DIRECTIONS: Answer the questions below based on the introduction paragraph that you read. *Hint: look back at the main idea!*

1. What are the body paragraphs of this essay going to be about?

2. How do you know what the body paragraphs will be about?



Main Idea Hints

Paragraph points are listed in order in the main idea! This means that the first paragraph point is the topic of the first body paragraph.

Day 4

Warm-Up

DIRECTIONS: Read the introduction below. Underline the hook, circle the background information, and put a star ★ by the main idea.



Pets are fun! Pets, whether dogs, cats, fish, or birds, offer companionship like no other. In the United States alone, over 67% of households have at least one pet, signifying their vital role in our lives. More than just adorable companions, pets play an important role in people's lives by improving mental well-being, promoting physical health, and teaching valuable life lessons.

DIRECTIONS: That hook needs work! Rewrite the hook of this paragraph to make it more exciting. You can write your revision below or record your revision on a device of your choice.



HINT:
If you use a quote,
make sure to give
credit to the original
author!



Drafting Different Hooks Activity

DIRECTIONS: Write three different hooks for YOUR expository essay. Start by writing your topic on the line below. Look at the examples below to help you! Put a star ★ by your favorite hook!



My topic: _____

Start with an exciting fact.



Astronomers estimate there are more stars in the universe than grains of sand on all the beaches on Earth.

Start with an interesting question.



Have you ever helped someone without expecting anything in return?

Start with an engaging quote.




William James, the father of American psychology, once said, "The good we do today becomes the happiness of tomorrow"

Day 5

Warm-Up: Option 1

DIRECTIONS: Create a visual storyboard of your introduction. Use symbols to represent each part of your introduction paragraph.



<i>Hook</i>	
<i>Background Information</i>	
<i>Main Idea</i>	

Warm-Up: Option 2

DIRECTIONS: Create a bulleted outline of your introduction. Try drafting different sentence ideas for each part of your introduction paragraph. Look back at the hooks you drafted on Day 4 for inspiration!



<i>Hook</i>	<ul style="list-style-type: none">•••
<i>Background Information</i>	<ul style="list-style-type: none">•••
<i>Main Idea</i>	<ul style="list-style-type: none">•••

Writing Your Introduction Paragraph

DIRECTIONS: Use your warm-up to help you write down the first draft of your introduction paragraph on the lines below. Remember that you can always revise later.



Hook

Start with a fact, question, or quote.



Background Information

Include definitions, explanations, or a short history of your topic.

Main Idea

This is the central message of your essay.