

### Educator Information and Directions

#### Student Objectives

1. Identify and describe the three main types of personal connections
2. Identify and analyze each type of connection as it relates to your novel

#### DAY 1

Watch the lesson video, complete PDF assignments, review the Week At-a-Glance, and review material with online practice.

#### DAY 2

Complete PDF assignments and review material with online practice.

#### DAY 3

Complete PDF assignments and review material with online practice.

#### DAY 4

Complete PDF assignments and review material with online practice.

#### DAY 5

Complete PDF assignments, review the Week At-a-Glance, and complete the lesson assessment.

#### **“Week At-a-Glance”**

P. 2 will help students organize their time. If you need to alter the schedule, you may combine or alter as needed. Each of these tasks work together to achieve the unit objectives.

#### Suggested Reward

Use your account to reward 100 Gold/\$coops for each worksheet completed in this packet.

### Extension Activities

**Soundtrack of My Story** 🎵 : Create a playlist of songs that remind you of events or characters in your novel and explain why each song connects to a personal experience or another text.

**Story Chain** 🧵 : Pick five major events from your novel and illustrate them. Below each illustration, write a sentence about a personal connection or another book that this event reminds you of.

**Connection Collage** 🎨 : Create a collage that visually represents your personal connections to a book you’ve read. Use pictures, drawings, or phrases to fill your collage.



Complete While Watching Video



Example



Student Practice




Write It Out!

## Week Five At-a-Glance

### Day 1

- Watch the Video Lesson.
- Complete your Guided Notes.
- Complete the Your Turn: Connection ID.
- Complete the Online Practice 1.

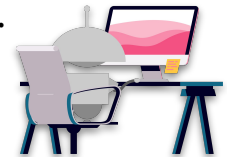


### Day 2

- Complete the Warm-Up: Haiku.
- Complete the Connection Creation Activity.
- Complete the Daily Reading.
- Complete the Online Practice 2.

### Day 3

- Complete the Warm-up: Character Correspondence Practice.
- Complete the Character Correspondence Activity.
- Complete the Daily Reading.
- Complete the Online Practice 3.



### Day 4

- Complete the Warm-up: Drawing Connections.
- Review the Book Cover Activity Examples.
- Complete the Book Cover Activity.
- Complete the Daily Reading.
- Complete the Online Practice 4.

### Day 5

- Complete the Warm-up: Updates.
- Complete the Reflection Outline.
- Complete the Fifth Weekly Reflection.
- Complete the Online Assessment.



# Day 1

## Guided Notes




**Guided Notes:** While you are watching the video, fill in the information below for your notes.

### Reflection Ravine




**Making personal connections** - relating the \_\_\_\_\_, characters, or \_\_\_\_\_ in a story to your own life


**Text-to-Self  
Connections**



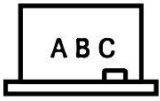
**Text-to-Text  
Connections**



**Text-to-World  
Connections**



# Guided Notes (cont.)



**Guided Notes:** While you are watching the video, fill in the information below for your notes.

## Memory Mesa



### Text-to-\_\_\_\_\_ Connections

Connections between the book and your own \_\_\_\_\_

#### Examples

A character is nervous about a move to a new town, and you have felt the same way.

A character loves chocolate, just like you.



**Pause:** Write down a text-to-self connection that you can make with your novel.

This book reminds me of my own life when...

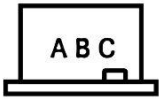
---

---

---

---

# Guided Notes (cont.)



**Guided Notes:** While you are watching the video, fill in the information below for your notes.

## Storywood



### Text-to-\_\_\_\_\_ Connections

Connections between the book and other \_\_\_\_\_

#### Examples

*Where the Red Fern Grows* by Wilson Rawls is similar to *Because of Winn Dixie* by Kate DiCamillo.

Both have themes about growing up...and they both have dogs as important characters.



**Pause:** Write down a text-to-text connection that you can make with your novel and another book, movie, or show.

This book reminds me of \_\_\_\_\_ because...

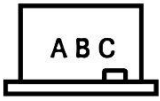
---

---

---

---

# Guided Notes (cont.)



**Guided Notes:** While you are watching the video, fill in the information below for your notes.

## Stones of Time



### Text-to-\_\_\_\_\_ Connections

Connections between the book and what you \_\_\_\_\_ about the world

#### Examples

Facts, historical events, current news

A book that takes place on Mars reminds me of facts that I learned about in science class.



**Pause:** Write down a text-to-world connection that you can make with your novel and another book, movie, or show.

My book reminds me of...

---

---

This is because...

---

---

## Your Turn: Connection ID




**DIRECTIONS:** In the following list, identify the different types of connections as text-to-self (Self), text-to-text (Text), or text-to-world (World). Then, answer the question below.

1. \_\_\_\_\_ The protagonist’s struggle with moving to a new city reminded me of when I transferred schools.
2. \_\_\_\_\_ The story’s depiction of the Moon landing event made me think of the real Apollo 11 mission.
3. \_\_\_\_\_ The way the main character interacts with her little brother is just like how the characters in the book “Bridge to Terabithia” relate to each other.
4. \_\_\_\_\_ The book’s description of the festival with lights, music, and dance is so similar to the “Diwali” celebrations I learned about in my Social Studies class.
5. \_\_\_\_\_ I understand the character’s fear of the dark because I used to feel the same way.
6. \_\_\_\_\_ The challenges faced by the characters during the drought in the story brought back memories of my trip to the desert.
7. \_\_\_\_\_ The character’s adventure and the dragon they found makes me think of the journey in “The Hobbit.”

Choose one statement from above and explain your answer. Why did you identify it as that type of connection?

---

---




# Day 2

## Warm-Up: Haiku



**DIRECTIONS:** Use the lines below to write a haiku based on your book. Try to tie in a connection that you made. Afterward, create an image and title that represents your haiku.

Haiku Title:



---

---

---

**Remember:**

Haikus are three-lined poems that follow the five-seven-five syllable pattern. Select [here](#) to revisit your Haiku PDF.






# Connection Creation Activity



**DIRECTIONS:** In the table below, list out each type of connection that you've made in your novel so far. Come back to this chart whenever you make a new connection.

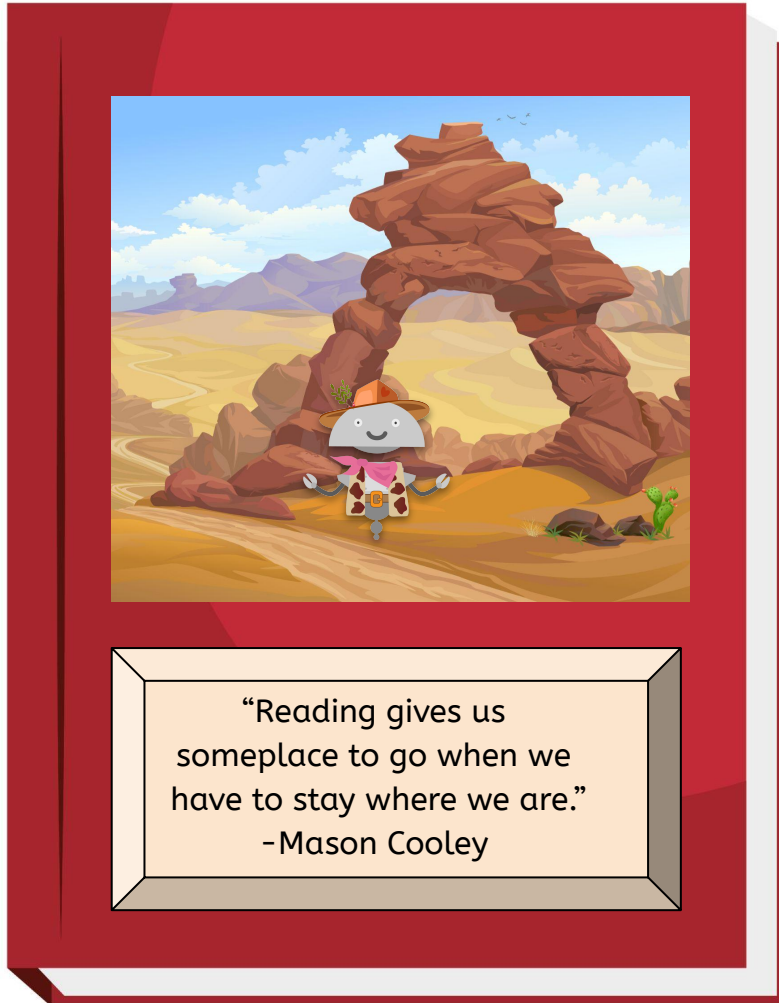
<b>Text-to-Self Connections</b>	<b>Text-to-Text Connections</b>	<b>Text-to-World Connections</b>
<p><i>This book reminds me of my own life because...</i></p> <p>•</p>	<p><i>This book reminds me of another text because...</i></p> <p>•</p>	<p><i>This book reminds me of what I know about the world because...</i></p> <p>•</p>




# Daily Reading



**DIRECTIONS:** Your activity today is to work ahead on your reading. Check your calendar and read the next pages you have scheduled in order to stay on top of your goals!



Use your **reading comprehension bookmark**  
to pause and think about your questions.  
You can talk with a friend or adult for help!  
*Check the box when you're finished!*



# Day 3

## Warm-Up: Character Correspondence Practice



**DIRECTIONS:** Read the letter below from a student to the main character of the book *Hatchet* by Gary Paulsen. Underline or highlight and label a text-to-self connection, a text-to-text connection, and a text-to-world connection.

Dear Brian,

I'm Alex, a 6th grader who is reading *Hatchet*. I can relate to your survival struggle. I've never been in a plane crash, but I have learned how to rely on myself. Last summer, I learned survival and camping skills at a wilderness camp. My advice? Stay mentally strong and stay calm.

Your story reminded me of *Island of the Blue Dolphins*—both you and Karana are resilient survivors. Just like you, Karana had to survive alone on an island. She also goes through a transformation and learns many life skills.

Your story also reminded me of real-life survival stories I see on the news about people being lost at sea and eventually rescued. Your story would fit right in with those news reports. Hang in there and use that hatchet wisely!

From, Alex



# Character Correspondence Activity



**DIRECTIONS:** Choose a character from your novel that you can make a connection to. Write a letter to them, like Alex's example, pointing out the connections that you've made.



---

---

---

---

---

---

---

---

---

---

---

---

---

---

---

---

---


---

---

---

---

---



**Hint:**  
You can offer them advice based on your own experience, explain the link between your character and another text, or explain the significant event from the world that connects to your character.

## Daily Reading




**DIRECTIONS:** Your activity today is to work ahead on your reading. Check your calendar and read the next pages you have scheduled in order to stay on top of your goals!



“Keep reading. It’s one of the most marvelous adventures that anyone can have.”  
-Lloyd Alexander

Use your **reading comprehension bookmark** to pause and think about your questions. You can talk with a friend or adult for help!  
*Check the box when you’re finished!*




# Day 4

## Warm-Up: Drawing Connections



**DIRECTIONS:** Using the panels below or the device of your choice, draw a scene, character, item, or setting from your novel that represents each connection.

Explain each illustration with a sentence below.

		
--	--	---

Text-to-Self

Text-to-Text

Text-to-World

---

---

---

---

---

---

---

---

---

---

---

---

# Book Cover Activity Instructions



**DIRECTIONS:** Design a cover for your novel! You can use the following page or a method of your choosing to include the elements below:

- The book title and author
- Text-to-Self: Draw and label a personal connection (e.g., a character, setting, event).
- Text-to-Text: Add and label a connection to another text. You could draw an image or find a quote.
- Text-to-World: Add and label a connection to the world. You may draw an image or find a quote.
- Add pictures, symbols, or drawings that represent the book

*The below is an example of what you could do!*



# Book Cover Activity



**DIRECTIONS:** Use the space below to create your book cover or use another method of your choosing! Boxes have been included for the title and author, as well as each type of connection. Use the checklist on p. 15 as you work.

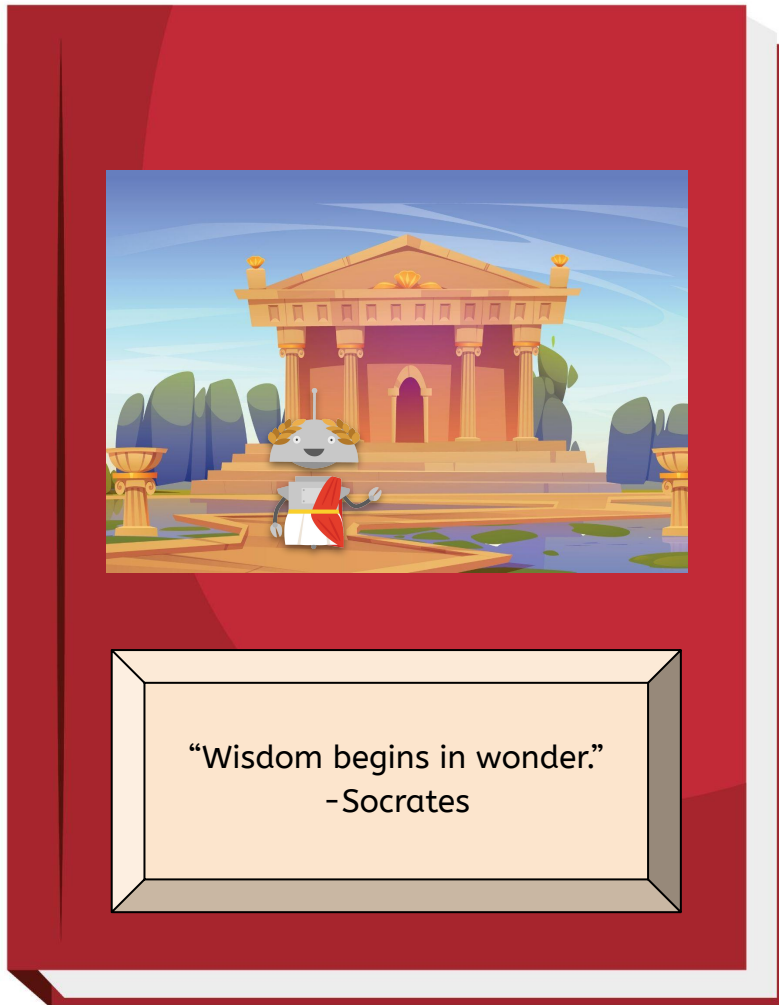
A large rectangular template for a book cover. It features a central vertical crease representing the spine. On either side of the spine, there are four white rectangular boxes arranged in two columns. The top two boxes on each side are smaller, while the bottom two are larger. The background of the template is a light gray with a subtle, abstract pattern of curved lines and gradients.




## Daily Reading



**DIRECTIONS:** Your activity today is to work ahead on your reading. Check your calendar and read the next pages you have scheduled in order to stay on top of your goals!



Use your **reading comprehension bookmark** to pause and think about your questions. You can talk with a friend or adult for help!  
*Check the box when you're finished!*



# Day 5

## Warm-Up: Updates



**DIRECTIONS:** Complete the checklist below for your warm-up activity. You will need the other PDFs from this unit to complete this activity.

**Revisit the following activities from this unit's PDFs to update them.**

- Update your [Character Tracker](#) by adding one connection to the “Other Info” section.
- Update your [Relationship Web](#) by adding one connection to a character bubble.
- Update the [Your Turn: Mapping Major & Minor Events](#) activity by adding at least one connection to an event.
- Update your [Theme Tracker](#) to include at least one connection to a theme or topic in your novel.




**Answer the questions below:**

Which activities did you add to the most?

---

Which activities do you feel like you will need to add more to as you finish your novel?

---



## Your Fifth Weekly Reflection (Outline)



**DIRECTIONS:** Consider the questions below for your fifth weekly reflection. The warm-up on the previous page can help you brainstorm. You can make short bullet point notes here to help you get started, then complete your reflection! You can use the reflection method you chose last week or use a different one!

	My Notes
Which types of connections have you been making with your novel?	•
Have you felt strong ties to a specific character? Who? Why?	•
Reflect on the setting of the novel. What connections can you make to the setting?	•
Reflect on the plotline. What connections can you make to major or minor events in the story?	•
Think about the themes in your novel. Can you make any connections to them? What are they?	•

When you're ready, use your notes to create your fifth reflection using the method of your choice! When you finish your reflection, come back here to check the box!

