

Educator Information and Directions

Student Objectives

1. Identify metaphors within sentences
2. Distinguish metaphors from similes
3. Write a 5 sentence letter using at least 3 sentences with metaphors

DAY 1

- Watch video lesson
- Complete “Video Guided Notes”
- Complete “Simile and Metaphor Sort: Part 1”
- Complete “Simile and Metaphor Sort: Part 2”
- Complete “Writing Metaphors”
- Complete “Metaphor Web Diagram”
- Complete levels 1 and 2 of online practice

DAY 2

- Work on the “Warm-Up”
- Complete “Identifying Metaphors in Text”
- Complete “Simile and Metaphor Transformations
- Complete “Love Letter to Yourself (Part 1): Brainstorm Page”
- Complete “Love Letter to Yourself (Part 2): Write It Out!”
- Complete online assessment

Suggested Reward

Use your account to reward 100 Gold/\$coops for each worksheet completed in this packet.

Extension Activities

Create a greeting card: Use the greeting cards in the video lesson as inspiration to create your own! Make sure to include metaphors to emphasize your message!

Write about a childhood memory:

Consider a memory from when you were younger. Maybe it was a memorable moment with your family? What about the first time you played a sport? Write a description of a memorable moment in your life using metaphors.

Create your own character: Create your own fictional character and describe them. What do they look like? What are their character traits or personality? Use metaphors to describe them!



Complete While
Watching Video



Example



Student Practice

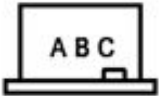


Write It Out!

Day 1

Video Guided Notes

Before the Video: Read over the text below before watching the lesson video.




Guided Notes: While you are watching the video, fill in the information below as your notes.

Figurative language is when _____ have meaning other than what is literally in the _____.

A **metaphor** must...

- _____ two _____ things
- Treat 1 thing as if it was _____



Simile and Metaphor Sort: Part 1

DIRECTIONS: Cut out the boxes below and sort each statement, classifying it as either a simile or metaphor. Once you are done sorting, use the “Simile and Metaphor Sort: Part 2” page (p. 4) to glue each statement under the correct category.

The weather was as cold as a freezer.	Denise is a helpful and busy beaver when she is assisting her mom in the kitchen.
The jewels were sparkling stars twinkling on her wrist.	Entering the ball was like being encapsulated by a diamond.
Eating ice cream is like biting into a spoonful of joy.	The pastries in the glass case were a garden of beautiful and colorful flowers that were pleasing to the eye.
My cat, Louie, was a statue in the dark when he heard the crashing noise outside.	The carnation was pink like the embarrassed flush on Deidre’s cheeks.
My aunt Victoria laughs as loud as a blaring trumpet.	Her mind is a camera that pictures even the oldest memories.
Your eyes are the window to your soul.	Marvin stays in his dark bedroom like a sleeping bat.

Simile and Metaphor Sort: Part 2

DIRECTIONS: Use this page to glue your sorted simile and metaphor examples from the “Simile and Metaphor Sort: Part 1” page (p. 3).

SIMILE	METAPHOR

Writing Metaphors



Student Practice: Create a metaphor that connects with the picture in each section of the chart. Remember, metaphors compare unlike things without using the words “like” or “as.”

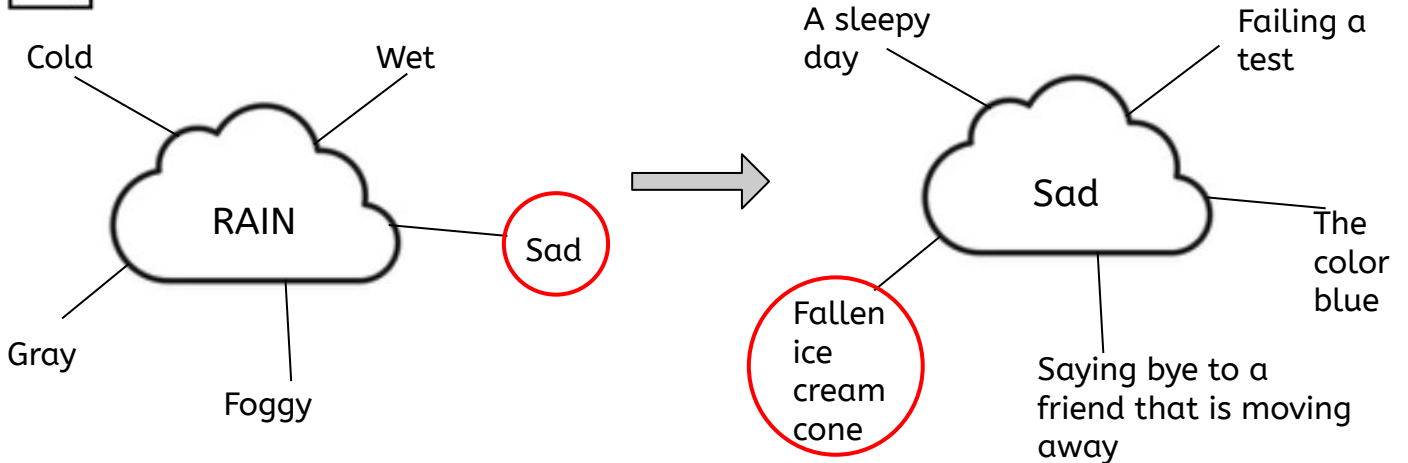
DIRECTIONS: Use the chart below to draw your own picture. Use your own original art or a photo as inspiration to create a sentence using a metaphor.

Draw Your Own Picture!	Sentence Using Metaphor

Metaphor Web Diagram



Example:




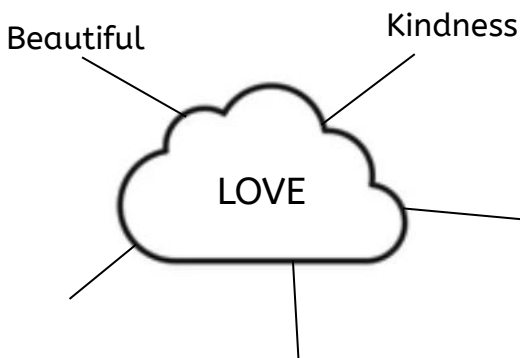
Sentence with metaphor: The sad, somber rain was a fallen ice cream cone.



Step 1: Use the web diagram below to help you create a metaphor about love. To fill the web diagram, think of words that describe love. Circle your favorite word below.



Step 2: Take the circled word from “Step 1” and write it into the cloud below. Then write words around the cloud that connect with the word in the cloud.



Step 3: Write a metaphor for love using the diagrams from “Step 1” and “Step 2.”

Day 2

Identifying Metaphors in a Text

DIRECTIONS: Read the following text and highlight all of the metaphors within the reading.



It was a bright day full of sunshine and laughter at the state fair. The sound of children screaming was a joyous, scattered ringing of bells. The smell of the cotton candy and popcorn was a welcome party for the senses. Keaton remembered that he and his mother agreed to go on the Ferris wheel together and called out for her. At the sound of her name, Keaton’s mother turned, her locks of brown hair were soft curtains on her cheek. The smile she wore was a calming full moon despite the beating sun heating up the carnival grounds.

“Come on,” she beamed, “let’s get on that wheel!” Mother and child ran to the grand and looming Ferris wheel that stood like a statue in the middle of the fair.

DIRECTIONS: Continue the story above by writing a five-sentence concluding paragraph. Make sure to use at least two metaphors in your writing.



Simile and Metaphor Transformations



DIRECTIONS: Complete the chart by taking the similes from the left and rephrasing them into metaphors. If there are metaphors on the right, change them into similes.

Simile		Metaphor
The snow is like a white sheet of paper.	→	The snow is a white sheet of paper.
My blanket was warm like a cup of hot cocoa.	→	
The holiday feast was as plentiful as the love the family had for each other.	→	
	←	The singing of the chorus was a melodious feast for the ears.
	←	The warmth of the fireplace was an oven for her cold, icy feet.
The apples in the the tree were as large as volleyballs.	→	
The snowfall was like feathers.	→	

Love Letter to Yourself (Part 1): Brainstorm Page



Step 1: Use the web diagram below to help you create three metaphors about yourself. To fill the web diagram, think of words that describe who you are. Circle your 3 favorite words below.
Step 2: Take those 3 circled words and complete the mini diagrams below.
Step 3: Create a sentence with a metaphor for each mini diagram below.

Step 1:
Your Name

Step 3: Sentence with a metaphor

Step 3: Sentence with a metaphor

Step 3: Sentence with a metaphor

Love Letter to Yourself (Part 2): Write It Out!



DIRECTIONS: There are days that are better than some, and at times, you may need to remind yourself about the traits that make you proud. On one of those bad days, you can read this letter to help you. Use the sentences with metaphors you have created in the “Love Letter to Yourself (Part 1): Brainstorm Page” (p. 9) to help create a love letter to yourself. Write at least five sentences in the space below.

