

### Educator Information and Directions

#### Student Objectives

1. You will be able to identify personification.
2. You will be able to write a sentence using personification.

#### DAY 1

- Watch the video and complete the “Guided Notes” page.
- Complete the “Simile, Metaphor, or Personification?” assignment.
- Complete the “Writing Personification” assignment.
- Complete “Spot the Personification!”
- Complete levels 1 and 2 of the online practice.

#### DAY 2

- Complete the “Warm-Up.”
- Work on the “Personification Writing Practice.”
- Complete “Personification Poem: Part 1.”
- Complete “Personification Poem: Part 2.”
- Complete the online assessment.

#### Suggested Reward

Use your account to reward 100 Gold/\$coops for each worksheet completed in this packet.

### Extension Activities

**Favorite Childhood Possession:** Write a paragraph describing your favorite childhood possession. This item can be anything from a teddy bear, an electronic item, a basketball, etc., as long as it is important to you. Use personification to make your memory feel alive.

**Who Am I?:** Pick five items from around your surroundings. Write one sentence using personification to describe each chosen object. Create a word bank of your items and give your list to a parent, friend, relative, or sibling. They must then guess which item matches each sentence.



Complete While  
Watching Video



Example



Student Practice



Write It Out!

# Day 1

## Video Guided Notes

**Before the Video:** Read over the text below before watching the lesson video.




**Guided Notes:** While you are watching the video, fill in the information below as your notes.

**Figurative language** is when \_\_\_\_\_ have meaning other than what is literally in the \_\_\_\_\_.

**Personification** is when...

\_\_\_\_\_ objects are described using human characteristics, \_\_\_\_\_, or actions.



# Simile, Metaphor, or Personification?




**DIRECTIONS:** Read each sentence and determine whether the sentence is an example of simile, metaphor, or personification. In the right column, write an “S” for simile, an “M” for metaphor, or a “P” for personification.

Sentence	S, M, or P?
My sister, Devon, is as temperamental as the ever-changing weather.	
The bread sat there gloomily among a feast of meats and delicious temptations.	
The disco ball spun enthusiastically for its audience as it shined its colors onto the crowd.	
My dog is a sloth sleeping in the sun during the summer days.	
The clouds were cotton balls that softened the blue sky.	
Her love grows as quickly as a flood rushing into a landscape.	
The desk carried the weight of his writing on its back and supported him through the process.	
The zoo beamed with pride as its gates opened to the waiting crowd.	
The island bathes in the sun, almost panting as the heatwave hits its sand.	
My little brother was as excited as a hummingbird finding the perfect flower.	
The inflatable penguin bent its head in defeat as the rain fell around him.	
The popcorn jumped out of the carton and clumsily landed on the street.	

# Writing Personification



**Student Practice:** Create an example of personification that connects with the picture in each section of the chart. Remember, personification makes nonhuman objects have human emotion, action, or characteristics.

**DIRECTIONS:** Use the chart below to draw your own picture. Use your own original art or a photo as inspiration to create a sentence using a personification.

Draw Your Own Picture!	Sentence Using Personification

## Spot the Personification!



**DIRECTIONS:** Read through the following paragraph and highlight the examples of personification within the passage.

Our vacation to Cabo San Lucas was a blast! We went snorkeling with my family and saw the depth of the ocean with its mouth open wide to its wonders. The puffer fish gave a smile to all of the tourists as they watched in awe and observance. The coral reef below was like a busy city of people. The flounder guided their children to school with both an anxiety and exhaustion that parents tend to have. The seahorses headed to their daily activities with purpose and a sense of motivation on their faces. The scene was magnificent and something I will never forget seeing with my own eyes.

**DIRECTIONS:** Think about a place, whether it's one you have visited on vacation or simply a place you are fond of. Write a paragraph describing this place and use at least three different examples of personification.

---

---

---

---

---

---

---

---

---

---

# Day 2

## Warm-Up



**DIRECTIONS:** Read each sentence and determine whether it is an example of personification. If it is personification, write “P” in the right column. If it isn’t personification, write “Not.”

Sentence	Personification or Not?
Love is like medicine for the soul.	Not
The pool was calling Marty’s name on this sweltering, hot day.	
“My shoes are trying to murder me!” screamed Samuel.	
Gina’s phone threw a tantrum and died as it ran out of battery.	
The holidays snuck up on Alan and embraced him in warmth.	

**DIRECTIONS:** Read each of the sentences and highlight what is being personified within each sentence.

1. The **bagel** sat sadly on the plate, ashamed of its charred coat.
2. The hail flew against Talia’s car and the moon observed the chaos from the distance.
3. The soccer ball pushed its weight into the goal, but the goalie stopped it with her foot.
4. The TV gave a low groan as it turned on, its age showing through its slowness.
5. Time ran away from them because they were so engrossed in the conversation.

# Personification Writing Practice



**DIRECTIONS:** Choose an everyday object that you may have around you. Once you do, either take a picture of it or draw a quick sketch in the left column. For each object, write three examples of personification.

A large, empty rounded rectangle with a thin black border, intended for drawing a sketch of an object.A rectangular box with a thick black border containing five horizontal lines for writing.A large, empty rounded rectangle with a thin black border, intended for drawing a sketch of an object.A rectangular box with a thick black border containing five horizontal lines for writing.A large, empty rounded rectangle with a thin black border, intended for drawing a sketch of an object.A rectangular box with a thick black border containing five horizontal lines for writing.

# Personification Poem: Part 1

**DIRECTIONS:** Use the item in the picture below to create a personification poem. The frames below will act as a guide to create your personification poem.




**I am a lightning storm.**

A lightning storm feels its strength coursing through its veins. (personify using a human characteristic)

A lightning storm creates a symphony of thunder and conducts its orchestra with passionate fury. (personify using a human action)

A lightning storm feels catharsis after crying out into the skies. (personify using human emotion)

**I am a lightning storm.**



**I am a rainbow.**

**A rainbow**

---

---

(personify using a human characteristic)

**A rainbow**

---

---

(personify using a human action)

**A rainbow**

---

---

(personify using human emotion)


**I am a rainbow.**



## Personification Poem: Part 2



**DIRECTIONS:** Choose an object that you use or see every day. Use the space below to draw a picture of the object or to attach a photo of it. Then, embody that object and complete the poem below with your personification.



I am a \_\_\_\_\_.

A \_\_\_\_\_

(personify using a human characteristic)

A \_\_\_\_\_

(personify using a human action)

A \_\_\_\_\_

(personify using human emotion)

I am a \_\_\_\_\_.