

### Educator Information and Directions

#### Student Objectives

1. Evaluate phrases to determine best keyword search practices
2. Assess the credibility of online sources
3. Gather research to build and present knowledge

#### DAY 1

- Watch the **Video Lesson** and complete your **Guided Notes**.
- Complete the **Keen Keywords Activity**.
- Complete the **Online Practice 1**.

#### DAY 2

- Complete the **Warm Up**.
- Complete the **Source Sleuth Activity**.
- Complete **Online Practice 2**.

#### DAY 3

- Complete the **Researcher Roundup!** Activity.
- Complete the **Online Assessment**.

#### Suggested Reward

Use your account to reward 100 Gold/\$coops for each worksheet completed in this packet.

### Extension Activities

**Family Fact Check:** Turn a dinner table into a fact checking session! Each family member shares an interesting fact they've recently learned, and the student, acting as a fact-checker, uses keyword and source evaluation skills to verify the accuracy of the information online with an adult.

**My Topic Talk Show:** Become the host of your own talk show where the guest is a famous person of your choice! With an adult, research your guest and prepare interview questions by using reliable sources. Perform or record your talk show interview! Don't forget the live audience!

**Source Scavenger Hunt:** Create clues that hint at the meaning of keywords relating to a topic of your choice. Have a friend or family member attempt to solve the clues and figure out your topic!



Complete While Watching Video



Example



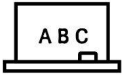
Student Practice



Write It Out!

# Day 1

## Guided Notes




**Guided Notes:** While you are watching the video, fill in the information below for your notes.

**Circle** the best keywords to search in the research question below:

What causes lightning formation during a storm?

To find the most effective keywords, you want to pinpoint the key elements of your topic by focusing on the \_\_\_\_\_ or \_\_\_\_\_, the action, and the when or where if applicable.



**DIRECTIONS:** Pause the video to **circle** the best keywords to search in the research question below.

What is the effect of global warming on polar bear populations?

### **REMEMBER:**

Always have an adult with you during online research for support and security.



## Guided Notes (cont.)



**Guided Notes:** While you are watching the video, fill in the information below for your notes.

**Website domain** - found in the website \_\_\_\_\_

### Educational Institutions

Typically use the

\_\_\_\_\_ domain

### Governmental Agencies

Typically use the

\_\_\_\_\_ domain


### Non-profit Organizations

Typically use the

\_\_\_\_\_ domain

### Beware of websites that...

- Don't provide \_\_\_\_\_ about the author or sources
- Are full of \_\_\_\_\_ and pop-ups
- Have \_\_\_\_\_ or incorrect information
- Present \_\_\_\_\_ as facts without evidence
- Have content that seems too \_\_\_\_\_, or exaggerated



As always, having an adult as your fellow stormcaster on this journey is essential.



# Guided Notes (cont.)



**DIRECTIONS:** Pause the video to put a star ★ by which source is more reliable. Then, explain your thinking on the lines below.

1.



2.



I know this because... \_\_\_\_\_

\_\_\_\_\_

\_\_\_\_\_

Common Questions	Answers
When do I know if I've collected enough data for my essay?	You know you have enough research to start your essay when you have a clear understanding of your topic and feel confident you can explain it in your own words.
Can I return to my research even after I've started planning or writing?	If you find a part of your essay where you're not as clear or detailed as you'd like to be, that's a signal that you might need to do a bit more research to strengthen that section.

# Keyword Kickoff Activity



**DIRECTIONS:** Below are several research topics related to weather phenomena. For each topic, write down three effective keywords that you think would help you find more information about the topic online.

1. How do tornadoes form and how strong can they get?

Keywords: \_\_\_\_\_

2. What is the impact of hurricanes on coastal ecosystems?

Keywords: \_\_\_\_\_

3. How are clouds formed, and what are the different types?

Keywords: \_\_\_\_\_

4. How are weather forecasts made?

Keywords: \_\_\_\_\_

5. How does wind form and shape weather patterns?


Keywords: \_\_\_\_\_

6. What is El Niño, and how does it affect South America?

Keywords: \_\_\_\_\_

**Remember:**

Focus on the who or what  
of the research question



# Day 2

## Warm Up Activity: Source Sort



**DIRECTIONS:** Below are several types of online sources. Draw a line to connect each type of source with the description that best fits it.

.gov website

Personal blog

Social media post

Online encyclopedia

.edu website

.org website

- A. A website maintained by an educational institution, usually a college or university
- B. A website typically run by a government organization, offering data and facts about various topics
- C. A website or app where individuals share personal thoughts, experiences, and opinions with a broad audience
- D. A personal website where someone shares their personal opinions and experiences
- E. A comprehensive source of information on a wide range of topics, written by numerous contributors
- F. A website owned by an organization, usually a nonprofit group

### Write It Out!



From the above list, which sources are considered the most reliable?

---

Which sources are considered less reliable?

---

# Source Sleuth Activity



**DIRECTIONS:** Below are the descriptions of several online sources. Read each description carefully and decide whether you think the source is likely to be reliable or unreliable for research. Circle “Reliable” or “Unreliable” next to each source, and explain why you made that choice.

1. **Reliable** or Unreliable: A government website (.gov) providing data on global temperatures

**This source is reliable because it has a .gov website domain and it provides facts.**

---

---

2. Reliable or Unreliable: An online forum where people post and chat about their opinions on hurricanes
- 
- 

3. Reliable or Unreliable: An academic paper (.edu) discussing the impact of wind on weather patterns
- 
- 

4. Reliable or Unreliable: A social media post predicting an upcoming blizzard, which was posted by an individual with no meteorology background
- 
- 


5. Reliable or Unreliable: An article explaining the water cycle on a .org website dedicated to environmental awareness and education.
- 
-

# Day 3

## Researcher Roundup! Activity



**DIRECTIONS:** With a trusted adult, use the template below to begin researching the topic for your expository essay. Remember, you may not need to use every graphic organizer in this activity.

Source #1	
Keywords Searched	
Website Domain	
Title and/or Author	
How Do I Know This Website Is Reliable?	
Information to Include in Your Essay	<ul style="list-style-type: none"><li>❖</li><li>❖</li><li>❖</li><li>❖</li></ul> 

**Remember:**


All online research should be conducted with an adult!



## Researcher Roundup! Activity (cont.)



**DIRECTIONS:** With a trusted adult, use the template below to begin researching the topic for your expository essay.

Source #2	
Keywords Searched	
Website Domain	
Title and/or Author	
How Do I Know This Website Is Reliable?	
Information To Include in Your Essay	<ul style="list-style-type: none"><li>❖</li><li>❖</li><li>❖</li><li>❖</li></ul> 




### Expert Help

Library scientists can help you with your search, whether finding physical copies of resources, ordering things from other libraries, or helping you with reliable internet searches

## Researcher Roundup! Activity (cont.)



**DIRECTIONS:** With a trusted adult, use the template below to begin researching the topic for your expository essay.

Source #3	
Keywords Searched	
Website Domain	
Title and/or Author	
How Do I Know This Website Is Reliable?	
Information To Include in Your Essay	<ul style="list-style-type: none"><li>❖</li><li>❖</li><li>❖</li><li>❖</li></ul> 



### Helpful Hint:

Always check to see when a website or article was published. Data that is more recent is usually more accurate!