

### Educator Information and Directions

#### Student Objectives

1. Students will identify sentence fragments.
2. Students will correct sentence fragments by adding missing subjects or predicates.
3. Students will write complete sentences and avoid sentence fragments in their writing.

#### DAY 1

- Watch the **Video Lesson** and complete your **Guided Notes**.
- Complete Level 1 of the **Online Practice**.

#### DAY 2

- Complete **Cruise Confusions** Activity.
- Complete **Fragment Finder** Activity.
- Complete **Complete the Sentence** Activity.
- Complete Levels 2 and 3 of the **Online Practice**.

#### DAY 3

- Complete **Message in a Bottle** Activity.
- Complete **Captain's Log** Activity.
- Complete Level 4 of the **Online Practice** and **Online Assessment**.

#### Suggested Reward

Use your account to reward 100 Gold/\$coops for each worksheet completed in this packet.

### Extension Activities

**Fragment Fix-Up:** Students will write 15 sentence fragments on individual slips of paper. They will put the papers in a hat and draw a fragment, then correct it by completing the sentence. Repeat until all fragments are fixed!

**Story Generator:** Students will need 10-15 index cards or slips of paper. On one side of the card or paper, have the students write sentence fragments. Then, place the cards facedown. Ask the students to select five to seven cards and attempt to convert the sentence fragments into complete sentences, integrating them into a coherent story.



Complete While Watching Video



Example



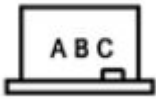
Student Practice





Write It Out!

# Day One

## Guided Notes



**Guided Notes:** While you are watching the video, fill in the information below for your notes.

BOARDING PASS	TICKET
Name the two parts of a complete sentence. <input type="text"/>	FIRST-CLASS PASSENGER  
What is a sentence fragment? <input type="text"/>	

### Cruise Day One: San Juan, Puerto Rico



- In the beautiful city of San Juan, you.
- Will be exploring the ancient forts.

*What is the best way to join these two fragments into a complete sentence? Write the complete sentence below.*

---

---

---

---

# Guided Notes

## Cruise Day Two: Christiansted, St. Croix



- Strolling along the historic boardwalk.

Which component of a complete sentence is missing?

---

Write the corrected sentence on the lines below.

---

---

---

## Cruise Day Three: Charlotte Amalie, St. Thomas



- In the vibrant markets of Charlotte Amalie, you.

Highlight or circle the box that shows the correct complete sentence.

In the vibrant markets of Charlotte Amalie. Bargaining for local crafts.

In the vibrant markets of Charlotte Amalie, the local crafts.

In the vibrant markets of Charlotte Amalie, you will bargain for local crafts.

# Guided Notes

## Cruise Day Four: Basseterre, St. Kitts



- **for its well-preserved colonial architecture, including several old churches and historic buildings**

What is this sentence fragment missing in order to be a complete sentence?

---

Use the sentence fragment to create a complete sentence for our itinerary.

---

---

---


---

Which part of a sentence tells us who or what the sentence is about?

---

Which part of a sentence tells us what the action of the sentence is?

---



# Day Two

## Cruise Confusions: They're, Their, and There



**Practice:** Read each sentence and determine which homophone should replace the bolded word. Circle the correct homophones for each sentence.

1. **They're / Their** setting sail for the Caribbean islands from Miami tomorrow morning.
2. **There / They're** are many activities to enjoy on the cruise, from calypso dancing to snorkeling.
3. **They're / Their** favorite part of the trip was watching the sunset from the ship's deck.
4. Over **there / they're**, you can see the turquoise waters of the Bahamas as we approach Nassau.
5. During **they're / their** Caribbean cruise, they discovered hidden coves and sampled local cuisines at every port.
6. While **they're / there** lounging on the deck, **there / their** friends are exploring the markets in the port town.
7. **There / They're** recommending **their / they're** favorite Caribbean destinations, but **there / they're** are so many to choose from!
8. **They're / Their** telling tales of **there / their** adventures there in the Caribbean, making everyone eager for the cruise.
9. **There / Their** is a spot over **there / they're** where **they're / there** hosting a dance lesson you can join!

# Fragment Finder



**Practice:** Below is the brochure for the Caribbean cruise offered through Mia Cruise Line. They need your help to proofread it and look for any sentence fragments. If you find a sentence fragment, underline it.

## Mia Cruise Line

Thank you for choosing our cruise line! Sailing to many destinations.

We hope you'll have a wonderful vacation. We plan everything! Don't have to worry about anything. You and your guests can focus on having fun! All the people on the cruise. We welcome you as our guest! Let's sail away and visit paradise!



## Activities On the Ship

Once you're on board, you. Can't wait to enjoy the food and activities. Playing laser tag, swimming, or dining out. There's so much to do! You and your family. Visiting the kids club, the arcade, and more!

## When You're in Port

Our cruise visits many islands in the Caribbean. In each port location. You can taste local food, visit museums, shop, hike, and much more! Our activity director. Posting in the lobby each morning with a list of things to do in port. Our staff are happy help you choose which activities to do. Snorkeling, swimming, and paddle boarding.

# Complete the Sentence



**Practice:** Below are six island-themed sentence fragments. Your task is to transform these fragments into complete sentences on the line provided. Remember, a complete sentence needs both a subject (the “who” or “what” the sentence is about) and a predicate (the action or state of the subject).

Sailing to many destinations.



Our ship is sailing to many destinations during our cruise.

1. Don't have to worry about anything.

---

2. All the people on the cruise.

---

3. You and your family.

---

4. Can't wait to enjoy the food and activities.

---

5. Our activity director.

---

6. Snorkeling, swimming, and paddleboarding.

---





# Day Three

## Message in a Bottle



**Practice:** On our Caribbean cruise, we discovered an ancient message in a bottle! However, the message is broken and full of sentence fragments. Your challenge is to transform these fragments into complete sentences by adding the missing subject or predicate to each.

A deserted beach.

We found a message in a bottle on a deserted beach.




The songs of the native birds.

Celebrating the island festival.

The unexpected thunderstorm  
in the middle of the sea.

The cool breeze at night.





# Captain's Log

**Write It Out:** Imagine that you're the captain of the ship and it's time to update your log, which is a record of the voyage. Use the sentence fragments to help you complete your log.



- **Length:** Write *at least* four sentences that describe the experiences you and your passengers had on the cruise.
- **Language:** For each of your sentences in your log, choose one of the sentence fragments below and turn it into a complete sentence. Remember, a complete sentence includes both a subject AND a predicate.

## Sentence Fragments

Sailed into the golden sunrise.

The sleek, shiny dolphins.

The tropical breeze.

Tasted the delicious cuisine.

Docked at the colorful port.

The glow of the setting sun.

The excitement of the passengers.

Met with the friendly locals.

Enjoyed the local music.

The sparkling fireworks in the sky.

---

---

---

---

---

---

---

---

---

---

