

Educator Information and Directions

Student Objectives

1. You will be able to identify similes in writing.
2. You will be able to create a written description of a place with at least three different examples of simile.

DAY 1

- Watch video lesson.
- Complete “Video Guided Notes.”
- Complete “Simile or Not?”
- Complete “Simile Practice.”
- Complete “Writing Similes.”
- Complete levels 1 and 2 of online practice.

DAY 2

- Work on the “Warm-Up.”
- Complete “Simile Comparison.”
- Complete “Guess Who? (Simile Edition).”
- Complete “Similes and Creative Writing.”
- Complete online assessment.

Suggested Reward

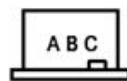
Use your account to reward 100 Gold/\$coops for each worksheet completed in this packet.

Extension Activities

Spot the Simile: Students can use Post-its to mark the use of similes in their independent reading.

Travel the World From Home: With parent permission, students can choose a location to research. They may research it from a book, a magazine, or a website. After researching, they may write a description of the place, using similes.

Use Your Taste Buds: Students can write a description of their favorite meal as if it was in a menu. They can use appetizing similes to sell the food to their readers.



Complete While Watching Video



Example



Student Practice

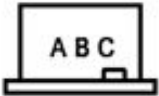


Write It Out!

Day 1

Video Guided Notes

Before the Video: Read over the text below before watching the lesson video.




Guided Notes: While you are watching the video, fill in the information below as your notes.

Figurative language is when words have _____ other than what is _____ in the text.

Simile is a type of _____ language that compares two _____ things, using the words “like” or “as” within the sentence.

A **simile** must...

- Use the words “_____” or “_____”
- _____ two _____ things



Simile or Not?

Student Practice: Read each sentence and determine if it contains a simile or a comparison with very similar items. If the sentence is a simile, write “simile” on the right. If it is not a simile, write “not simile” in the right column.



Sentence	Simile or Not?
The lion is as large as a mountain.	Simile
My little brother is smart like my friend’s sister.	Not simile

Sentence	Simile or Not?
Drinking my smoothie was like drinking a milkshake.	
The water was as clear as clean glass.	
The burrito was as big as my arm!	
Your little brother is sprouting like an apple tree!	
Dustin surfed through the waves gracefully like a dancer.	
The view of the beach is as beautiful as a painting in a museum.	
My cousin dances like an excited cat.	
The plants in my garden are growing like the plants in the Gardens of Versailles!	
My dog is as scared as my neighbor’s dog.	

Simile Practice

Example



1. The airport is **like** a dump!
2. It stinks of old socks.

Simile or Not?

1. _____ Simile _____
2. _____ Not a simile _____



DIRECTIONS: Go through the passage below, and highlight the signal words “like” or “as.” Once you find your signal words, identify the two unlike items being compared and underline them. If there are two items and they’re not being compared, then it is not a simile.

1. The weather in El Nido, Philippines, was as hot as an oven as we pulled up to the Secret Lagoon.
2. I felt the soft beach sand in between my toes as I saw the magnificence before me.
3. The sight of the lagoon was like seeing a fairytale come to life.
4. The water was as crisp and refreshing as the fall morning air.
5. I breathed in the island air, and I couldn’t help but appreciate paradise.

Simile or Not?

1. _____
2. _____
3. _____
4. _____
5. _____

Writing Similes



Student Practice: Create a simile that connects with the picture in each section of the chart. Use the sentence frames below to create three examples of similes. Try to use different frames to practice your skills!

_____ is as _____ as _____.

_____ are as _____ as _____.

_____ is like _____.

_____ are like _____.



DIRECTIONS: Use the chart below to draw your own picture. Use your own original art or a photo as inspiration to create a sentence using a simile.

Draw Your Own Picture!	Sentence Using Simile

Day 2

Warm-Up

Warm-Up: As we have practiced yesterday, similes must compare two unlike things. Read each sentence below, and determine if each sentence has a simile or not.

Sentence	Simile or Not?
Entering the bakery felt like a warm hug.	Simile
She was as green as a frog in a pond.	
Ryan's aunt is as nice as my third-grade teacher, Mr. Gomez.	
The scarecrow was harmless like a bunny.	

DIRECTIONS: Each sentence below contains a simile with two unlike comparisons. Read each of the following sentences, and highlight the two subjects being compared in the sentence. The first one has been done for you!

1. **Liz** is as organized and prepared as a **filing cabinet**.
2. The classroom was as quiet as midnight.
3. Marco was laughing so much that he sounded like a hyena!
4. Antonio was as boiling mad as a hot tea kettle.
5. The fluffy clouds in the sky were like cotton balls.
6. The cold weather felt like a sharp slap as he exited the building.
7. Axel's enthusiasm was as infectious as a laugh from a best friend.

Simile Comparisons



Student Practice: Complete the chart below, and determine whether the sentence is a simile. If the sentence is a simile, complete the third column and identify the two things being compared. Complete the third column only when the sentence has a simile.

Sentence	Simile or not?	If the sentence is a simile, what are the two things being compared?
The Old Pioneer Cemetery was as quiet as night.	Simile	The two things being compared are the silence of the Old Pioneer Cemetery and the quiet of the night.
The climb up the hill was daunting and dark.		
The mist crept up like a fuzzy blanket that covered my sight.		
The scent around me was surprisingly clean, like fresh sheets of laundry.		
The mystery encapsulated me like a shell around an unhatched egg.		

Guess Who? (Simile Edition)

Write It Out! Choose two subjects, whether they are people in your life, someone famous, animals, or so on. Describe each subject with a five-sentence paragraph. Within each paragraph, write at least three different similes to describe the subject. Use the blank space to draw a picture of each of your subjects!



Example

This person has a vibrant personality that lights up the room. They are as strong as a bull. They can be loud like a bullhorn calling for attention yet soft in heart like a feather against your skin. I am so lucky to have this person in my life.

