

Educator Information and Directions

Student Objectives

1. Map each part of a story
2. Distinguish between major and minor events in a plot

DAY 1

Watch the lesson video, complete PDF assignments, and review material with online practice.

DAY 2

Complete PDF assignments and review material with online practice.

DAY 3

Complete PDF assignments and review material with online practice.

DAY 4

Complete PDF assignments and review material with online practice.

DAY 5

Complete PDF assignments, review the Week At-a-Glance, and complete the lesson assessment.

“Week At-a-Glance”

P. 2 will help students organize their time. If you need to alter the schedule, you may combine or alter as needed. However, students should complete all lesson tasks – video, PDF materials, and online practice. These tasks work together to build knowledge, develop understanding, and achieve the unit objectives.

Suggested Reward


Use your account to reward 100 Gold/\$coops for each worksheet completed in this packet.

Extension Activities

Your Story’s Event Map 🌍: Use your artistic skills to create a colorful map of major and minor events from your book. You can draw it out, use computer tools, or even craft it! Think of it like a treasure map – what are the big “X-marks-the-spot” moments, and what are the smaller steps leading there?

Setting the Scene 🌍: Remember how the setting of a story can help create feelings, mood, and atmosphere? Create a poem, song, or video to help express the feelings you get from your novel’s setting!

Foreshadowing Detective 🕵️: Turn yourself into a detective! As you read your book, look out for clues or hints about what might happen next. When you find a hint, write it on a sticky note on that page. Once you’ve read a bit further, go back to your sticky note and see if your predictions were correct. How sneaky was the author with their hints?



Complete While Watching Video



Example



Student Practice




Write It Out!

Week Three At-a-Glance

Day 1

- Watch the Video Lesson.
- Complete Your Guided Notes.
- Complete Your Turn.
- Complete Online Practice 1.




Day 2

- Complete the Warm-Up.
- Complete the Plot Diagram.
- Complete the Considering Conflict Activity.
- Complete the Daily Reading.
- Complete Online Practice 2.

Day 3

- Complete the Warm-Up.
- Complete the Mapping Activity.
- Complete the Daily Reading.
- Complete Online Practice 3.



Day 4

- Complete the Warm-Up.
- Complete the Foreshadowing Activity.
- Complete the Social Media Update!
- Complete the Daily Reading.
- Complete Online Practice 4.

Day 5

- Complete the Warm-Up.
- Complete the Reflection Outline.
- Complete the Third Weekly Reflection.
- Complete the Online Assessment.



Day 1

Guided Notes



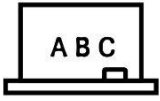
Guided Notes: While you are watching the video, fill in the information below for your notes.

Plot - the sequence of _____ in the story



1. Exposition - The characters, setting, and basic _____ are introduced	2. Inciting incident - Usually where the _____ begins. This is the challenge or _____	3. Rising action - The _____ builds and makes the story more exciting
4. Climax - The turning point and most _____ part	5. Falling action - The tension starts to _____ and the characters start to solve the conflict	6. Resolution - The story _____ and loose ends are tied up

Guided Notes (cont.)



Guided Notes: While you are watching the video, fill in the information below for your notes.



Have you noted any exposition or the inciting incident in your novel yet? If not, make a prediction about the plot of your story below!

Major events

- _____ parts of the story
- Significantly impact the outcome
- Can _____ what a character decides to do
- Can change the whole _____ of the story



Minor events

- _____ significant incidents
- Happen in the _____
- Add detail
- Make the story feel more _____ and interesting



Major event in my novel:

Minor event in my novel:


Your Turn: Major or Minor?



DIRECTIONS: Read the events from the fictional story provided below. Label each event as either a “Major Event” (**Maj**) or a “Minor Event” (**min**) based on its significance to the overall plot.



1. ____ Sarah discovers an old map of an island in her grandmother’s attic.
2. ____ While Sarah is traveling to the island, her boat is shipwrecked.
3. ____ Sarah finds a shiny pebble on the beach and keeps it as a souvenir.
4. ____ Sarah meets Luna, a local inhabitant of the island who offers to help her.
5. ____ Luna tells Sarah a legend about a hidden treasure on the island.
6. ____ Sarah has a dream about her grandmother telling her to be brave.
7. ____ Sarah and Luna encounter dangerous traps while searching for the treasure.
8. ____ Luna shares a meal with Sarah, where they eat the island’s exotic fruits.
9. ____ The island’s chieftain captures Sarah and Luna, believing them to be thieves.
10. ____ Sarah uses the shiny pebble to distract a guard and escape.



Questions:

How did you know that certain events were major? _____

How do minor events add depth and detail to a story? _____

Can a minor event later turn into a major one as the plot progresses? Give an

example from Sarah’s story above. _____

Day 2

Warm-Up: Plot Matchup



DIRECTIONS: Match each part of the short story to its plot element. Then, answer the questions that follow!

Plot Element:

... **Exposition** _____

... **Inciting Incident** _____

... **Rising Action** _____

... **Climax** _____

... **Falling Action** _____

... **Resolution** _____

A. Donning the armor, Lila challenges and defeats the rogue noble in a public duel, revealing the treachery to the kingdom.

B. Lila becomes Eldoria's most celebrated knight, leading a new generation of warriors and upholding peace and justice in the realm.

C. In the kingdom of Eldoria, a young peasant named Lila dreams of becoming a knight despite the expectations of her role in the kingdom.

D. As gratitude, the king offers Lila a place among his royal knights, causing a wave of change in the kingdom's views on status and gender roles.

E. Lila discovers a hidden, damaged suit of armor bearing the crest of a long-lost royal knight.

F. While secretly training and repairing the armor, Lila uncovers a plot by a rogue noble to overthrow the king.

Conflict Questions:

Would you categorize the main conflict Lila faces as internal or external? Why?

How do Lila's dreams represent a conflict between characters and society?



My Plot Diagram



DIRECTIONS: Complete the plot diagram below for the events in your novel. It's expected that you will not complete all of it until you finish your book! Fill in what you can today, and you can revisit the diagram as you read to add more!

Rising Action:

-
-
-
-
-

Inciting Incident:

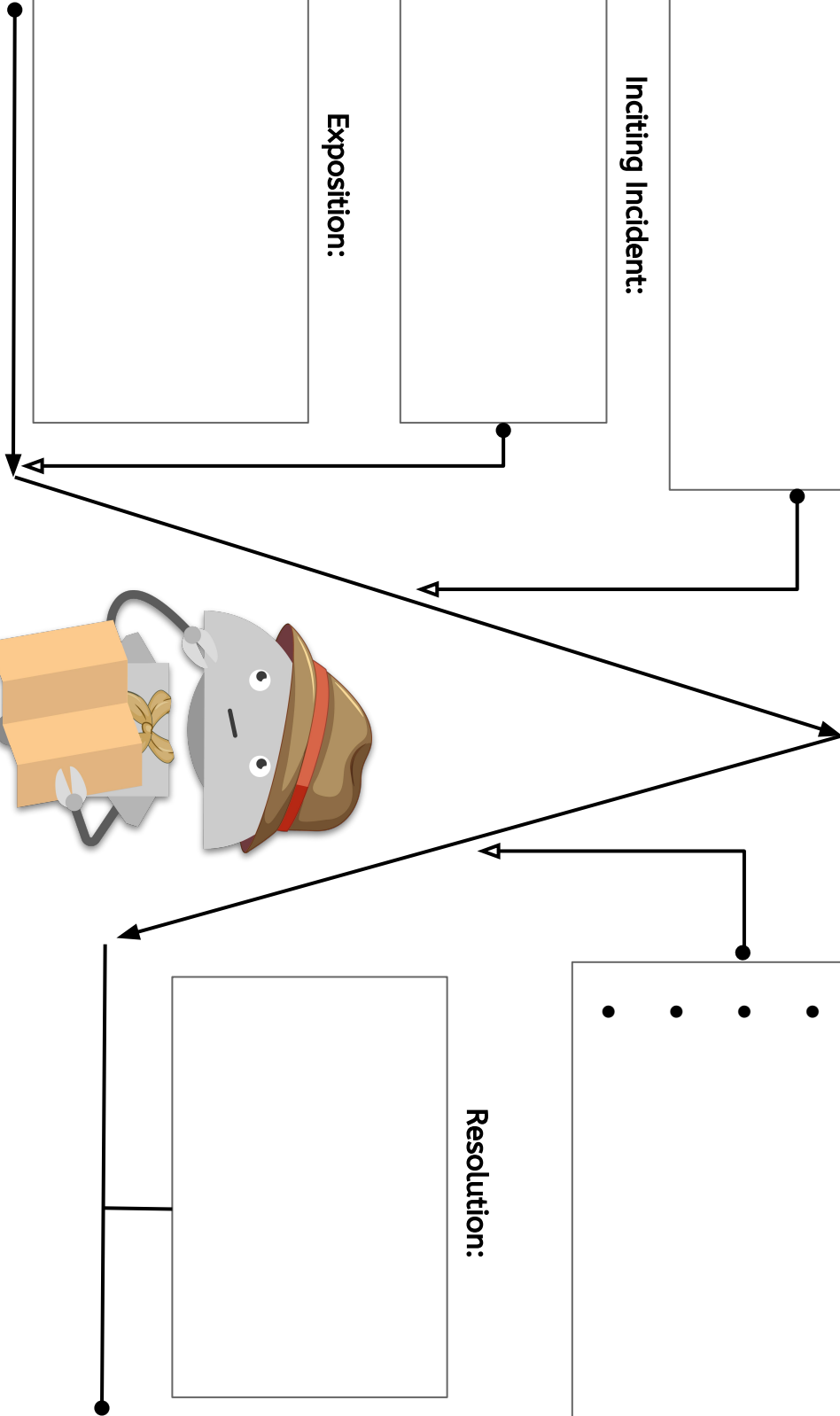

Exposition:

Climax:

Falling Action:

-
-
-
-
-

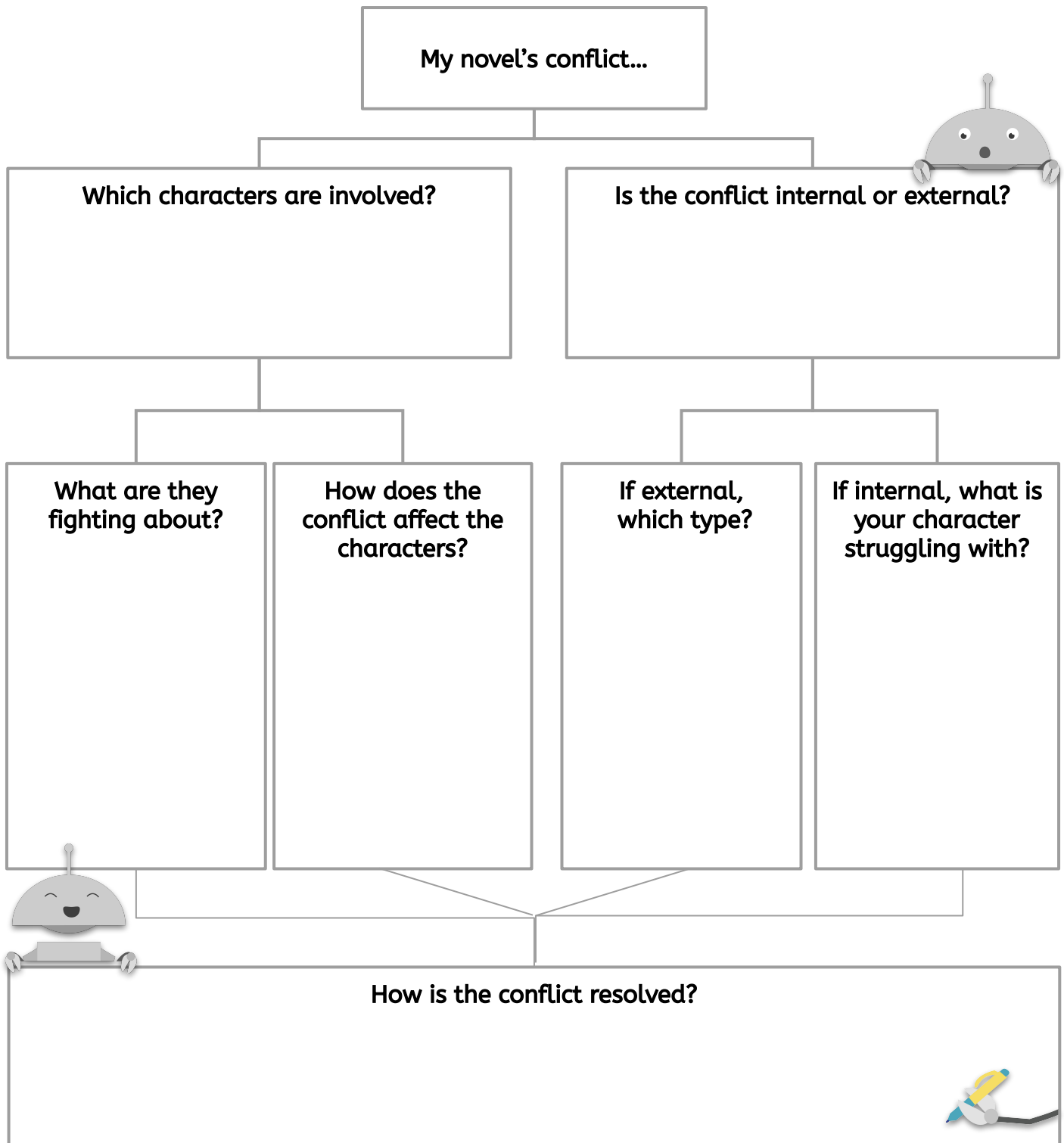
Resolution:



Considering Conflict



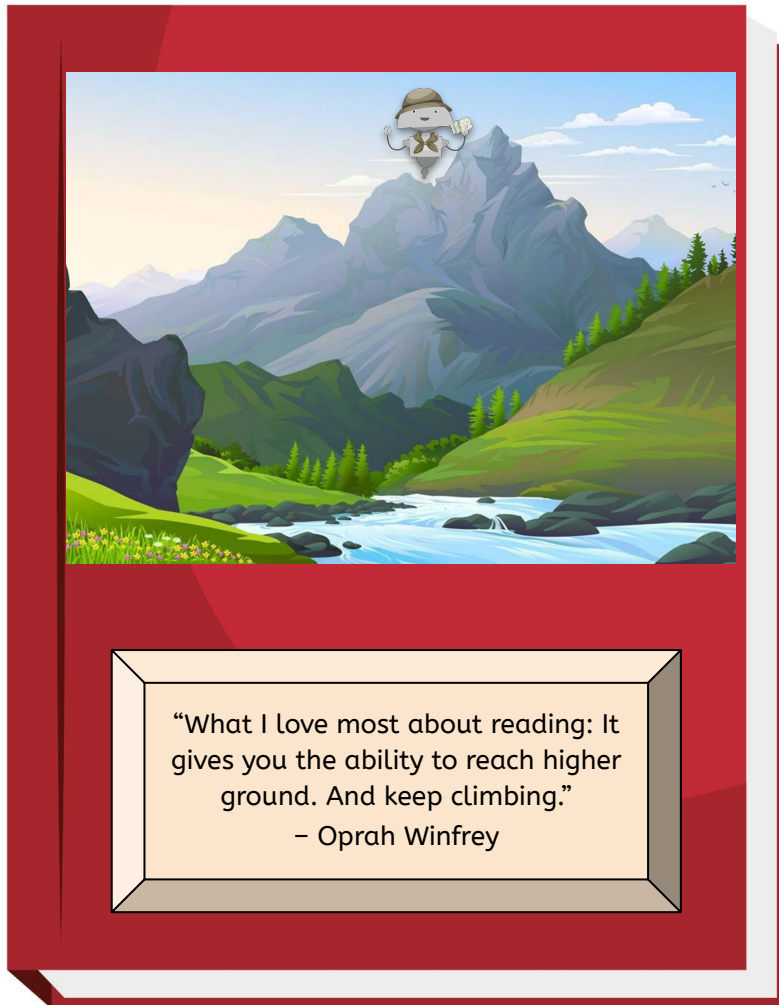
DIRECTIONS: Use the organizer below to think about the conflict in your novel. You might not complete all of the boxes yet! Add to the boxes you can right now, and revisit this page as the conflict develops. [Click here](#) for a refresher on conflict!




Daily Reading



DIRECTIONS: Your activity today is to work ahead on your reading. Check your calendar and read the next pages you have scheduled in order to stay on top of your goals!



Use your **reading comprehension bookmark** to pause and think about your questions. You can talk with a friend or adult for help!
Check the box when you're finished!



Day 3

Warm-Up: Major/Minor Events



DIRECTIONS: Match each event from a made-up story to Major (Maj) or minor (min). You can draw a line or write the letters next to each event. Then, answer the questions that follow!

1. Lola finds a mysterious key in her backyard. _____
2. Lola's favorite color is revealed to be purple. _____
3. Using the key, Lola unlocks a hidden door beneath her treehouse. _____
4. Lola borrows a flashlight from her neighbor. _____
5. Inside the secret room, Lola discovers a book. _____
6. Lola has cereal for breakfast. _____
7. The book contains a mysterious riddle. _____
8. Lola wears her favorite hat for her adventure. _____
9. Lola's best friend, Jamal, decides to join her on the quest to solve the riddle. _____
10. On the way to school, Lola sees a rainbow. _____



Major (Maj)

minor (min)



Event Questions:

Why do you think Lola finding the key is a major event?

How do the minor events help to add more detail to the story?

Your Turn: Mapping Major & Minor Events



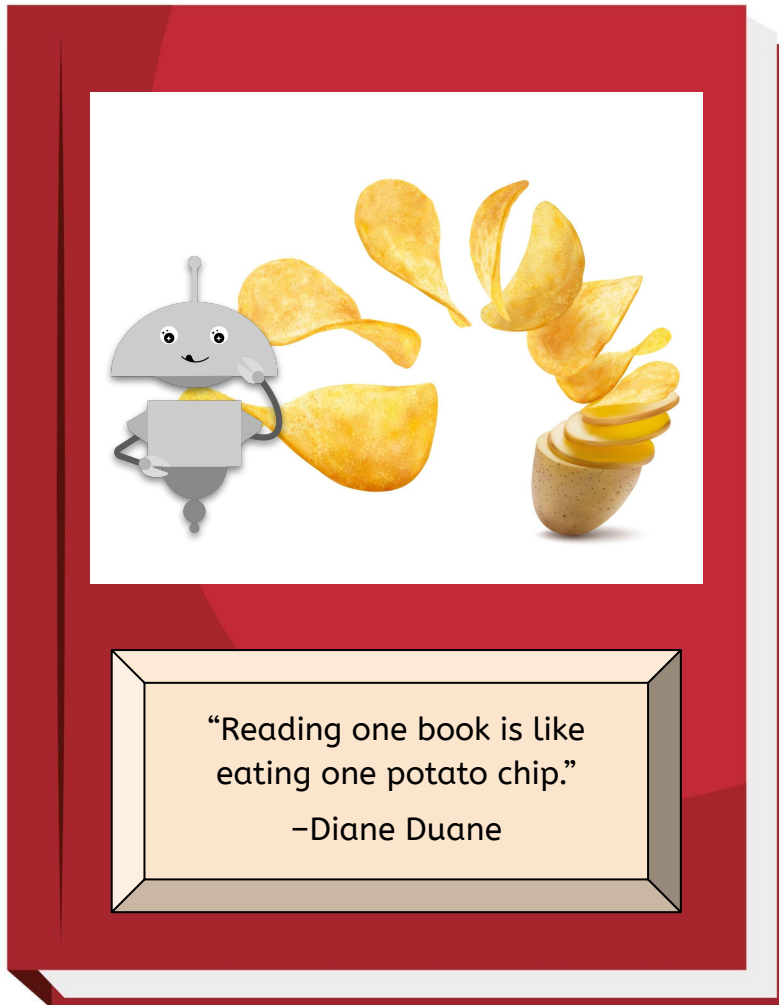
DIRECTIONS: Use the table below to record Major and minor events from your novel. Fill out what you can right now, then revisit this page as you read to add more events that you encounter! Use your plot diagram on [p. 7](#) for help!

Major Events 	minor events 
1.	1.
2.	2.
3.	3.
4.	4.
5.	5.


Daily Reading



DIRECTIONS: Your activity today is to work ahead on your reading. Check your calendar and read the next pages you have scheduled in order to stay on top of your goals!



Use your **reading comprehension bookmark** to pause and think about your questions. You can talk with a friend or adult for help!
Check the box when you're finished!






Day 4

Warm-Up: Spot the Foreshadowing



DIRECTIONS: Read each description below. Identify which type of foreshadowing it is and what future event it's hinting at! Click [here](#) for a refresher on foreshadowing!

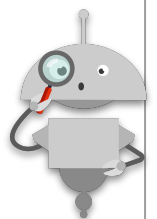
Description	Type of foreshadowing	What's it hinting at?
In a story set in an old mansion, every room is described as cold and shadowy, hinting at the mystery that might unfold.		
The protagonist often thinks about the risks of traveling through the mysterious forest and what lives in it.		
Throughout the story, a mysterious black cat keeps appearing to the main character at crucial moments.		
A supporting character remarks, "I hope the power doesn't go out..."		
The main character dreams of a crumbling tower every night, symbolizing the downfall of his dynasty.		

Foreshadowing the Future



DIRECTIONS: Identify clues in your novel that might foreshadow future events. You can use the organizer below to track what you find in your story! You might not fill out every box yet. Keep adding as you read!

Clue	Type of Foreshadowing	What it might foreshadow in my novel...



Social Media Update!



DIRECTIONS: Time to revisit your character's social media profile! Create two posts as your character, highlighting one major and one minor event in your novel so far. You should have other characters comment on their posts, too!

<p>Major Event</p> <p>📷</p> <p>❤️</p> <p>🗨️</p> <p>🔖</p>	<p>minor event</p> <p>📷</p> <p>❤️</p> <p>🗨️</p> <p>🔖</p>
---	---

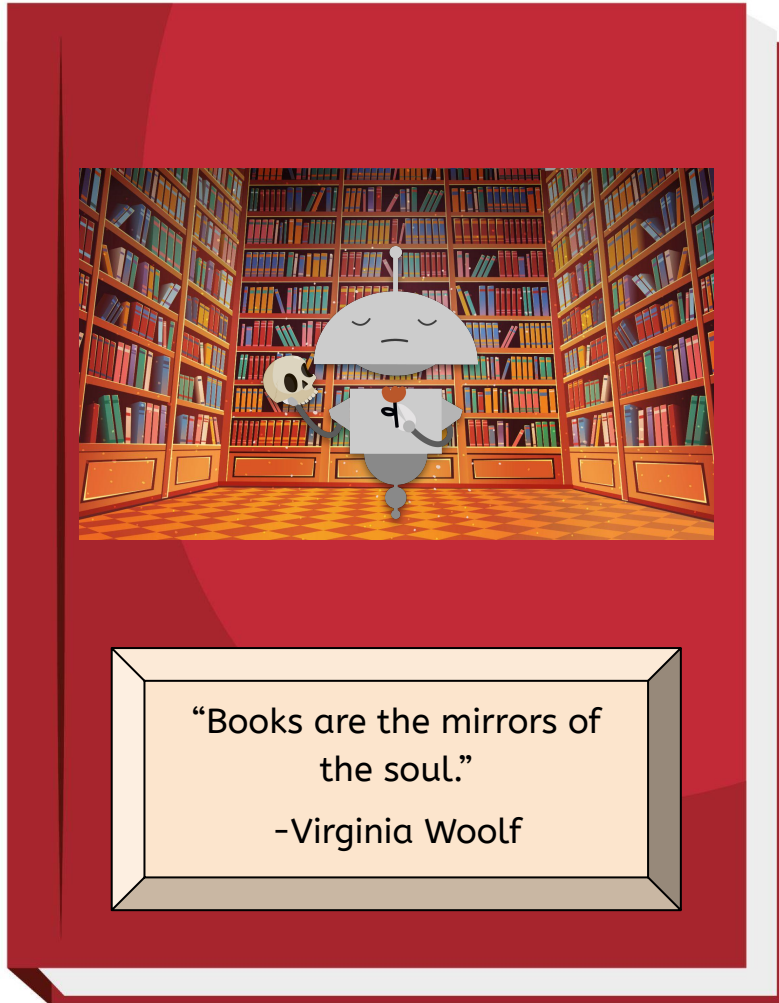
Comments: _____

Comments: _____


Daily Reading



DIRECTIONS: Your activity today is to work ahead on your reading. Check your calendar and read the next pages you have scheduled in order to stay on top of your goals!



Use your **reading comprehension bookmark** to pause and think about your questions. You can talk with a friend or adult for help!
Check the box when you're finished!



Day 5

Warm-Up: Three-Minute Mayhem



DIRECTIONS: Before completing each section, set a timer for 3 minutes – ask an adult for help! Then, brainstorm as much as you can before the timer goes off. Don't worry about the number of notes you make – focus on thinking the whole time!



Flashback	
What was the last major event that happened in your novel? Add some details about it.	<ul style="list-style-type: none">•••
How did it influence the direction of the story?	

Reset
the
timer!



Forecast	
Based on your knowledge of plot elements, what do you predict will be the next major event in the story?	
Will it be a moment of rising action, climax, falling action, or resolution?	

Your Third Weekly Reflection (Outline)



DIRECTIONS: Consider the questions below for your third weekly reflection. The warm-up on the previous page can help you brainstorm. You can make short bullet point notes here to help you get started, then complete your reflection! You can use the reflection method you chose last week or a different one!

	My Notes
In the most recent pages you've read, can you identify instances of exposition, rising action, climax, falling action, or resolution?	●
What type of conflict is the protagonist of your novel facing? How does this conflict move the story forward or impact character decisions?	●
Can you identify a minor event in your novel that you believe has a deeper significance?	●
How has the protagonist evolved or changed? Can you link this transformation to specific major or minor events?	●
How do you predict the next events in your novel will unfold? Are there any foreshadowing clues?	●

When you're ready, use your notes to create your third reflection using the method of your choice! When you finish your reflection, come back here to check the box!

