

Educator Information and Directions

Student Objectives

1. Define and understand theme in fiction
2. Identify the themes of stories
3. Analyze how elements of a story can contribute to the theme

DAY 1

- Watch the **Video Lesson** and complete your **Guided Notes** .
- Complete the **Your Turn** .
- Complete the **Reflection** .
- Complete **Online Practice 1** .

DAY 2

- Complete the **Warm-Up** .
- Complete the **Theme Analysis Part 1** .
- Complete **Online Practice 2** .

DAY 3

- Complete the **Theme Analysis Part 2** .
- Complete the **Online Assessment** .

Suggested Reward

Use your account to reward 100 Gold/\$coops for each worksheet completed in this packet.

Extension Activities

Story Soundtrack: Create a playlist of songs that would serve as the soundtrack for a story of your choice. Explain why you chose each song and how they connect to the theme of your story!

Vision Board: Create a physical or digital poster that represents one of the themes in a story of your choice. Include quotes and images from the story that illustrate the theme.

Character Confessional: Select a story and character of your choice. Create a video diary as the character to reflect on the events of the story and the lesson they've learned. You can create a video, audio recording, or write it out!



Complete While Watching Video



Example




Student Practice



Write It Out!

Day 1

Guided Notes



Guided Notes: While you are watching the video, fill in the information below for your notes.




Theme - the bigger _____ or _____ that comes from a story

Universal _____, lesson, or message the author wants to teach the reader

Theme Questions:

- What did the characters _____?
- How did they change or _____?
- Why did they act the way they did or make certain _____?
- What's _____ at the end of the story?
- What _____ stays with you when the story ends?



Guided Notes (continued)



Guided Notes: While you are watching the video, fill in the information below for your notes.

“Remember our cast of characters - protagonists Zara and Kai, as well as antagonist Magnus. They live in Celestia.

One day, Kai’s Lumina flower starts glowing, foreshadowing that something major will happen. The main conflict arises when one of Magnus’s inventions goes awry.”

Try to answer some of the theme questions below before continuing the video:

What did the characters learn?



How did they change or grow?

Why did they act the way they did or make certain decisions?

What’s different at the end of the story?

What message stays with you when the story ends?



Your Turn - Personal Connection



DIRECTIONS: Magnus learned an important lesson about how his actions affect those around him. Zara and Kai showed us that when we combine our individual talents as a team, we can accomplish big feats!

Think about a time in your life when you learned from a mistake you made or when you had to work as a team. How was it similar to or different from what the characters went through? What did you learn? You can record your ideas below or in another way of your choosing!

An illustration of an open notebook with a dark brown cover. The notebook is laid flat, showing two facing pages. Each page is white and has ten horizontal lines spaced evenly down the page, providing a template for writing.

Lesson Reflection



DIRECTIONS: Consider what you have learned from today's video lesson. Follow the directions in the spaces below and answer each question. You may answer each section by drawing, writing, or talking to a loved one about your answer.

While completing this lesson, I felt...

If I could sum up today's lesson in three words, they would be...

A question I still have is...

I could use what I learned today in my own life by...

Day 2

Warm-Up: Funky Fables

DIRECTIONS: Read each fable... they're all a twist on some classics that you might already know! Determine the lesson, or theme, of each fable and cite evidence from the story that support your ideas.



Remember - Use the theme questions on p. 2 to help you!



Story	What's the theme?	Evidence from the story
In a popular gaming forum, Frankie the Fox flattered Charlie the Crow into revealing his secret gaming strategies. Frankie used these strategies to defeat Charlie in an online tournament. Charlie learned to be more cautious about sharing his secrets, no matter how much he was flattered.		
At Insect University, Andy the Ant spent his weekends studying and preparing for final exams, while Gary the Grasshopper preferred to have fun and procrastinate. When finals week arrived, Andy was well-prepared and performed excellently, while Gary struggled to catch up and ultimately performed poorly.		
A young girl was known for her love of playing tricks on fellow summer campers. She would often yell "Bear!" for a laugh, making everyone panic. One day, a real bear wandered near their camp. When the girl raised the alarm, no one believed her. They all became trapped inside while the bear ate all of their food supplies.		



Shadows Over Celestia - Theme Analysis Part 1



DIRECTIONS: Stories can have more than one message, or theme. Yesterday, we discussed the theme of how one's actions can affect other people, which we learned from Magnus. Your mission is to select one of the other themes in the story from the list below. You will go back to the story to cite evidence that supports the theme you select. Use the organizer on the next page to help outline your ideas!

Circle the theme that you want to use for your analysis:

1. **Human Interaction with Technology:** The story shows us that machines and technology can help us make great achievements, but technology can also cause problems if we aren't careful. It's important to use technology wisely and think about what might happen if it's misused.
2. **The Role and Significance of Nature:** The story tells us that nature is a special part of our world that needs care and respect. Even in a city full of machines, plants can help us know when something is wrong and make our city a better place to live.
3. **Friendship and Cooperation:** The story teaches us that working together and helping each other can solve big problems. Everyone has different talents, and when we combine them, we can accomplish amazing feats and become better friends along the way.



Hint: Click or scan the QR code at right to go back to the lesson on Plot (Lesson 3) to re-read parts of the story!



Theme Analysis - Part 1 (continued)



DIRECTIONS: Now that you have chosen a theme, work through the questions below to outline your analysis. You can answer here or on a device!

Which characters are involved?


What do the characters do in the story that connects to the theme you chose?

What do the characters learn by the end of the story?

What is a quote from the story that you can use as a piece of evidence to show how they've grown?

How does the lesson relate to the real world?

How could this lesson inform your actions in the future?




Day 3

Shadows Over Celestia - Theme Analysis Part 2



DIRECTIONS: Read your Outline from Day 2 to remember your ideas. Then, use the following pages to put your ideas together to create your Theme Analysis. *You might not use all of the lines – that’s okay!* Alternatively, you may type on a device or make an audio or video recording of your ideas!

The characters in *Shadows Over Celestia* learn that...




A quote from the story that shows the reader this lesson is...

This quote means...



Theme Analysis - Part 2 (continued)



A connection I can make to my own life is...

This lesson could help people in the real world because...

