

Educator Information and Directions

Student Objectives

1. Identify and label nouns, verbs, and adjectives.

DAY 1

- Watch the **Video Lesson** and complete your **Guided Notes**
- Review the **Part of Speech Reference Sheet**
- Complete the **Campsite Categorizing** Activity
- Complete the **Online Practice 1**
- Complete the **Online Assessment**

Note to Educators

This grammar lesson refines students' understanding of nouns, verbs, and adjectives. For success, students should have basic knowledge of these parts of speech before starting this unit. This lesson serves as a review. Enhance learning by encouraging personal connections and offering consistent feedback. The more students interact with these parts of speech in varied contexts, the more practiced they'll become.

Suggested Reward

Use your account to reward 100 Gold/\$coops for each worksheet completed in this packet.

Extension Activities

Interactive Journal: Create a three-sectioned page in a notebook, one section for each part of speech. Throughout a week, whenever you come across interesting nouns, verbs, or adjectives in books, shows, movies, or schoolwork, jot them down in the appropriate section.

My Daily Journey: Document your day or a recent adventure you had. After writing, identify the nouns, verbs, and adjectives.

Grammar Charades: Write down verbs, nouns, and adjectives on separate cards. Taking turns with a friend or trusted adult, act out the word on the card without speaking, while others guess the word and part of speech.



Complete While Watching Video



Example




Student Practice



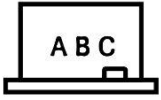
Write It Out!

Part of Speech Reference Sheet

Nouns	Verbs	Adjectives
<p>Proper Nouns name a specific person, place, or thing (like Mia).</p> <p>Common Nouns name a general person, place, or thing (like robot).</p>	<p>Action Verbs tell what the subject is doing.</p> <p>Linking Verbs connect the subject to a word or words that describe, label, or rename the subject.</p> <p>Helping Verbs help the main verb express an action.</p>	<p>Adjectives describe, modify, or tell more about a noun (like which one, what kind, or how many/much).</p> <p>Articles: a, an, the</p>
Pronouns		Adverbs
<p>Pronouns are words that take the place of a noun.</p>		<p>Adverbs describe, modify, or tell more about a verb, adjective, or another adverb (like how, when, where, or to what extent).</p>
Conjunctions	Prepositions	Interjections
<p>Coordinating Conjunctions join words, phrases, and clauses of the same type or equal importance.</p> <p>Subordinating Conjunctions are at the beginning of a subordinate or dependent clause.</p>	<p>Prepositions are words that introduce or describe a relationship between objects, often used with nouns to show the when or where of something.</p>	<p>Interjections are single words or short phrases that express strong emotions.</p> <p>Words like “Ouch!” or “Wow!” are interjections.</p>

Day 1

Guided Notes



Guided Notes: While you are watching the video, fill in the information below for your notes.

Grammar helps us communicate clearly and helps us improve our writing.

- _____ represent people, places, things, or ideas.




Pause: Circle the proper nouns in the list below.


Mia lake Jamaica

tent fire Iowa

soup boat Atlantic



Guided Notes (continued)





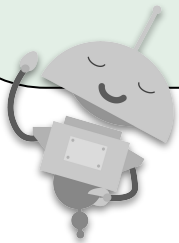
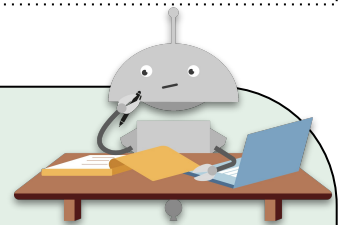

Guided Notes: While you are watching the video, fill in the information below for your notes.

- Proper nouns refer to _____ names and are capitalized.
- _____ nouns refer to general things.

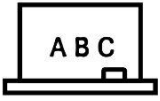


Pause: Write down at least three verbs. Think about what Mia can DO.

Mia can...



Guided Notes (continued)



Guided Notes: While you are watching the video, fill in the information below for your notes.

- _____ are action words.
- They describe what somebody _____.



- Verbs that connect the subject to another noun or adjective are _____ verbs.




Example: Mia **is** proper.

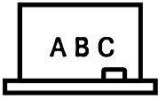


Pause: Write down some adjectives to describe Mia.

Mia is...




Guided Notes (continued)



Guided Notes: While you are watching the video, fill in the information below for your notes.

- _____ are words that describe nouns. These words add _____ to our writing.



Example: Mia swam in the sparkling lake.

Nouns: _____, _____ **Verb:** _____ **Adjective:** _____



Pause: Identify the proper and common nouns, verbs, and adjectives in the sentences below. As a challenge, label the verbs as action or linking.

Justin hiked up the lofty mountain. His friend, Mia, is an enthusiastic camper.

Proper nouns: _____

Common nouns: _____

Verbs: _____

Adjectives: _____



Campsite Categorizing Activity



Directions: Read the passage below and identify the nouns, verbs, and adjectives. Label the nouns with an N, verbs with a V, and adjectives with an A. For an additional challenge, label all nouns as proper or common and all verbs as action or linking.

Note: not all words will be labeled in the passage.

In the quiet hours of the early morning, Mia set up the blue tent by the bubbling stream. The tall pine trees whispered secrets to the wind, and the warm campfire crackled. Suddenly, a curious squirrel darted by, its tail bushy with excitement. The starry sky above twinkled in approval of Mia's perfect camping spot. As the sun rose in the sky, it painted the clouds with shades of orange and pink. Birds chirped loudly, announcing the start of a new day. Mia brewed a pot of coffee and then made a hearty breakfast over the bright campfire.



Extra Challenge: Craft your own camping-themed sentence using at least one noun, one verb, and one adjective.
