

Educator Information and Directions

Student Objectives

1. Vary sentence patterns for reader/listener interest and style
2. Explain the importance of varying sentence patterns

DAY 1

- Watch the **Video Lesson** and complete your **Guided Notes**
- Complete the **Sentence Structure Review** Activity
- Complete **Online Practice 1**

DAY 2

- Complete the **Jungle Jumbles** Activity
- Complete the **Sentence Structure Storyboard** Activity
- Complete **Online Practice 2**

DAY 3

- Complete the **Warm-Up: Sentence Expedition**
- Complete the **Rewrite the Robot** Activity
- Complete **Online Practice 3**

DAY 4

- Complete the **Warm-Up: Sentence Makeovers**
- Complete the **Journal Entry** Activity
- Complete **Online Practice 4** and **Online Assessment**

Suggested Reward

Use your account to reward 100 Gold/\$coops for each worksheet completed in this packet.

Extension Activities

Sentence Art: Use color-coding to identify simple, compound, and complex sentences in the book of your choice.

Sentence Length Challenge: Write a short story about a vacation using five short sentences, five medium sentences, and five long sentences.

Robot Remix: Write two versions of a short story – one with repetitive sentence patterns (like a “robot”) and one varied (like a “human”). Share both with a peer or adult, who will guess which is which.



Complete While Watching Video



Example



Student Practice



Write It Out!

Day 1

Guided Notes



Guided Notes: While you are watching the video, fill in the information below for your notes.

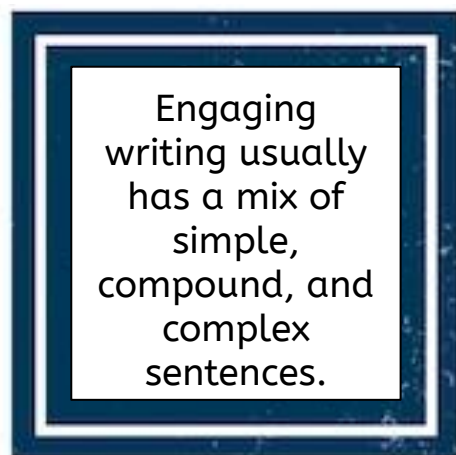
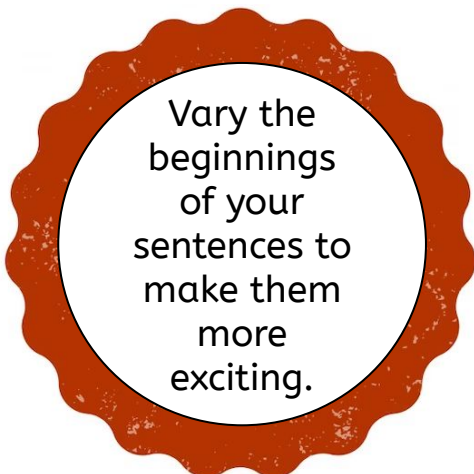
Justin's First Draft



Dear Aunt Muriel,

I am in the Amazon rainforest. I am by a forest reserve. I am watching the monkeys leap in the trees. I am by a crisp, clear waterfall. I am liking it here. I am having a great time.

From, Justin 



Guided Notes: Part 2



Guided Notes: While you are watching the video, fill in the information below for your notes.

Tip 1: Include different sentence _____ and sentence _____

Original: “I am in the Amazon rainforest. I am by a forest reserve.”

Improved: “I am currently in the Amazon rainforest. There is a forest reserve nearby.”




Tip 2: Vary your sentence patterns by _____ two sentences.

Original: “I am watching the monkeys leap in the trees. I am by a crisp, clear waterfall.”

Compound: “I am watching the monkeys leap in the trees, and I am by a crisp, clear waterfall.”

Complex: “While watching the monkeys leap in the trees, I am by a crisp, clear waterfall.”



Remember:

Dependent clauses cannot stand on their own as complete sentences.


Guided Notes: Part 3



Pause: Rewrite the paragraph using a variety of sentence patterns. Make sure that you vary your sentence length and combine a few sentences.

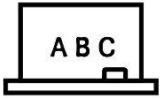
“I woke up. The sun was bright. It was still hot. I saw a monkey. The monkey was eating a banana. I hiked through the forest.
The forest was dense.”

From:



To:

Guided Notes: Part 4



Guided Notes: While you are watching the video, fill in the information below for your notes.

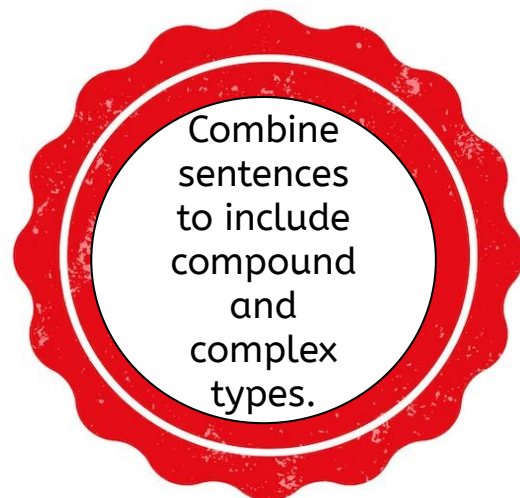
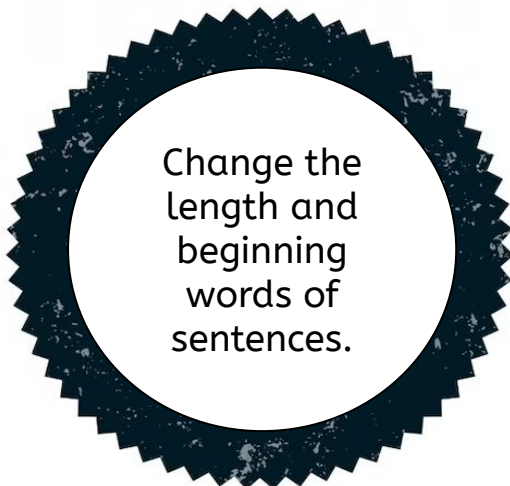
Justin's Final Postcard

A postcard illustration featuring various Amazon rainforest animals: a sloth hanging from a branch, a toucan, a hummingbird, a fish, a sloth bear, a capybara, a green iguana, a armadillo, and a green snake. There are also several green leaves scattered around. On the right side of the postcard, there is a circular stamp that says 'BRASIL' with the Brazilian flag in the center, and a small robot character with red hearts for eyes.

Dear Aunt Muriel,

I am currently in the Amazon rainforest. There is a forest reserve nearby. While watching the monkeys leap in the trees, I am by a crisp, clear waterfall. I like it here and I'm having a great time!

From, Justin



Key Takeaway


Varying your sentence patterns makes your writing more interesting for the reader.

Sentence Structure Review Activity



DIRECTIONS: Draw a line to match the terms to the correct definitions. You may also match the letters to the correct numbers. If you need help, ask a trusted adult!

- | | |
|---|----------------------|
| 1. A sentence that has at least two independent clauses | A. Simple Sentence |
| 2. A sentence that has one independent clause and at least one dependent clause | B. Compound Sentence |
| 3. A sentence with a single subject and predicate | C. Complex Sentence |
| 4. A group of words with a subject and verb that cannot stand alone | D. Dependent Clause |



DIRECTIONS: Identify the sentence type for each sentence below. They will be either simple, compound, or complex.

- _____ The Amazon River flows through the heart of the rainforest.
- _____ Anacondas thrive in the waterways, and toucans perch on treetops.
- _____ The rainforest is home to the jaguar, which is the region's top predator.
- _____ Some plants in the rainforest have medicinal properties, but many are yet to be discovered.



Day 2

Jungle Jumbles: Your and You're





PRACTICE: Read each sentence and determine which homophone should replace the bolded word. Circle the correct homophone for each sentence.

1. Is this **your / you're** first time exploring the rainforest?
2. It's essential to know where **your / you're** going because the forest is vast and easy to get lost in.
3. Using **your / you're** binoculars, can you spot the monkeys in the trees?
4. Be sure to hydrate frequently; **your / you're** body loses a lot of water in this humidity.
5. If **your / you're** not careful in the Amazon, you might encounter a jaguar.
6. When **your / you're** in the canopy, **your / you're** much closer to the birds and insects.
7. **Your / You're** backpack should be waterproofed to protect **your / you're** essentials from sudden rain showers.
8. If **your / you're** patient, you might see the elusive poison dart frog on **your / you're** journey.
9. Look closely! **You're / Your** lucky if you can spot an Amazonian manatee.
10. Do **your / you're** research before coming; the more you know, the richer **your / you're** experience will be.

Sentence Structure Storyboard Activity: Part 1

DIRECTIONS: Imagine your day as a series of scenes in a movie. Each scene is an opportunity to practice using different sentence structures. Using each box below, draw an event in your day and write a sentence to describe it. Each sentence must be a different type (simple, compound, or complex).



Simple	Compound	Complex
		

Write each sentence on the lines below.

Sentence Structure Storyboard Activity: Part 2




DIRECTIONS: Using the sentences you wrote on the previous page, write a short postcard describing your experiences.

Remember, use a variety of sentence structures: simple sentences, complex sentences, compound sentences, even a series of short sentences to capture the action. Make it as engaging and interesting as you can!


Dear _____,

From:

To:



Add a drawing below!




Day 3

Warm-Up: Sentence Expedition



DIRECTIONS: Read the passage below and circle the simple sentences, underline the compound sentences, and put a box around the complex sentences.

Look closely! There are three sentences that are repetitive. Put a star  by the repetitive sentences.

In the heart of the Amazon rainforest, the sun began to rise. Birds with brilliant feathers took flight. Monkeys chattered energetically, and they swung effortlessly from tree to tree. Rosa, a young explorer, was captivated by every sight and sound. While she marveled at a shimmering blue butterfly, the distant roar of a waterfall reached her ears.

Rosa followed the sound, and she discovered a magnificent waterfall. As she sat by its edge, the serenity of the moment enveloped (or surrounded) her. The forest was vast. The forest was alive. The forest was green.

DIRECTIONS: Rewrite the three repetitive sentences to include at least one different sentence type. Make sure to vary the length and beginning of each sentence. You may add words to change the sentences.




Rewrite the Robot Activity



DIRECTIONS: Mia wrote the following sentences:

*I am in my cozy, moonlit room.
I am reading a fascinating book.
I am listening to the hum of the fan.
I am really enjoying it.*



These sentences are all simple because they each have one subject and one verb. They all begin the same way.

Rewrite the sentences on the lines below. Make sure to combine sentences to make compound and complex sentences and vary your starting words.



Day 4

Warm-Up: Sentence Makeovers



DIRECTIONS: Read the sentences below. Each one needs to be rewritten according to the directions in italics on each number. You may need to add or take away words in each example. An example has been completed for you.



“Jaguars roam the forest floor. They are stealthy hunters.”
Change these simple sentences to one compound sentence.

Answer: Jaguars roam the forest floor, and they are stealthy hunters.



1. “The Amazon rainforest is vast. Monkeys swing from tree to tree.”
Change these simple sentences to one compound sentence.

2. “The Amazon covers nine countries in South America, and colorful birds soar overhead.”
Change this compound sentence to two simple sentences.

3. “Raindrops constantly patter on the leaves. Bright flowers bloom in the greenery.”
Change these simple sentences to one complex sentence.


4. “As the sun sets over the canopy, the forest comes alive, reminding us that this place is truly unique.”
Change this complex sentence to two simple sentences.

Journal Entry Activity



DIRECTIONS: Write a diary entry about one day in the Amazon rainforest. Use a variety of sentence structures to make your diary entry engaging and descriptive. Consider the things you'd see, the sounds you'd hear, and the adventures you'd embark upon. Draft on the lines below or on the device of your choice.

During my trip to the Amazon, every morning, I...



Helpful Hint:
Remember to begin each sentence with different words!