

Educator Information and Directions

Student Objectives

1. Define close reading
2. Explain why close reading is an important skill
3. Practice close reading skills with a text

DAY 1

- Watch the **Video Lesson** and complete your **Guided Notes**.
- Complete **Your Turn**.
- Complete the **Lesson Reflection**.
- Complete the **Online Practice 1**.

DAY 2

- Complete the **Warm-Up**.
- Complete **A Close Reading**.
- Complete **Online Practice 2** and **Online Assessment**.

Suggested Reward

Use your account to reward 100 Gold/\$coops for each worksheet completed in this packet.

Extension Activities

Power of Three: Select a story, poem, song, or video of your choice. Ask an adult for help! Read/listen/watch it three times. Each time, make a note about something new you notice.

Extra! Extra!: Select a news story of your choice. Ask an adult for help! Practice underlining for key ideas while you read the article. Then, tell a friend or adult about what you read!

Get Creative: Think of a memorable moment from your life. Turn it into a vignette – a short story, poem, or song. You could also create a piece of art or make a short film about it.



Complete While Watching Video



Example



Student Practice



Write It Out!

Day 1


Guided Notes



Guided Notes: While you are watching the video, fill in the information below for your notes.

Close reading - using _____ reading skills to gather _____ information and details from a text

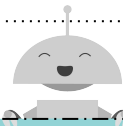
- Helps _____ your brain to engage with _____ and _____ a text
- Develop a better _____ of what you read to find _____ meanings



What are some things you read, watch, or hear in everyday life?

Close Reading Skills

- Summarizing
- Making inferences
- Citing evidence
- Author's purpose
- Point of view
- Main Idea



A vignette is a short piece of descriptive writing that captures a specific moment or emotion. It's like a snapshot that captures a small part of a bigger picture.

Your Turn - Third Time's the Charm



DIRECTIONS: Follow the instructions below to read the passage about *The House on Mango Street* by Sandra Cisneros.



1st Reading

All you need to do is read the passage.

Check the box when you're done!

2nd Reading

Next, read the passage again while underlining key words or phrases as you read. You can do this on a printout or on a device!

Check the box when you're done!

The House on Mango Street is a special book written by Sandra Cisneros. It tells the story of a young Mexican American girl named Esperanza who lives in a poor neighborhood in a big city. The book is made up of short vignettes that show different moments in Esperanza's life.

In the book, Esperanza talks about her house on Mango Street, which is not like the houses she dreams of. Esperanza also tells us about the people she meets in her neighborhood and some of their stories, too. Through these encounters, Esperanza learns about friendship, family, and the challenges of growing up.

An important theme in the book is the power of words and writing. Esperanza loves to write and she dreams of becoming a writer. She believes that writing can help her escape her current situation and find her true identity.

Audio option: Click or scan the QR code at right to listen to the text, and read along.



Your Turn - Third Time's the Charm




DIRECTIONS: Follow the instructions below to read the passage about *The House on Mango Street* by Sandra Cisneros.

3rd Reading

Read the passage one more time. Take notes about any important details that can help you answer the questions below. You can write on the page or on a device.

Check the box when you're done!

Question	Notes from the passage	My answer
What do you think the story will be about?		
What do you think you could learn from the story?		



Lesson Reflection



DIRECTIONS: Consider what you have learned from today's video lesson. Follow the directions in the spaces below and answer each question. You may answer each section by drawing, writing, or talking to a loved one about your answer.

While completing this lesson, I felt...

If I can sum up today's lesson in 3 words, they would be...

A question I still have is...

I could use what I learned today in my own life by...

Day 2

Warm-Up - Picture It



DIRECTIONS: Look closely at the image below. Answer the questions, using details from the picture to support your thinking!



Where do you think the raccoons are going?	
What do you see that supports your answer?	
What else can you find in the picture?	

Audio option: Click or scan the QR code at right to listen to a description of the picture.



A Close Reading



DIRECTIONS: *Remember* - Read the passage *at least twice*. Underline any important details that can help you answer the questions below.

Close reading is like being a detective, searching for hidden meanings in texts. To practice this skill, slow down and pay attention to details like word choices and punctuation. Ask questions, look for evidence, and consider the point of view of the text. Reflect on your own inferences and form your own ideas about the text. The more you practice, the better you'll become at unraveling the secrets within the words. So, grab a book, an article, or a poem, and let the adventure of close reading begin. Happy reading, detective!

Audio option: Click or scan the QR code at right to listen to the text, and read along.



1. What did you learn about close reading?	2. Which words from the passage helped you answer the question?
3. Did any words you underlined not help you answer the question? Which words?	4. What skills do you need to practice in order to read closely? 