

### Educator Information and Directions

#### **Student Objectives**

1. Identify different types of expository writing
2. Explain the genre's purpose
3. Compare and contrast expository writing and descriptive writing

#### **DAY 1**

- Watch the **Video Lesson** and complete your **Guided Notes**.
- Complete the **Sorting Texts Activity with Flow Chart**.
- Complete the **Online Practice 1**.

#### **DAY 2**

- Complete the **Matching Text to Style Activity**.
- Complete the **Sorting Text Part 2 Activity**.
- Complete **Online Practice 2** and **Online Assessment**.

#### **Suggested Reward**

Use your account to reward 100 Gold/\$coops for each worksheet completed in this packet.

### Extension Activities

**DIY How-To:** Write or make a video of you explaining a step-by-step process, such as tying shoelaces or making a paper crane. Explain using only your words. Use as much detail as possible. Then, give your instructions to a trusted adult or friend. See if they can complete the task using only your directions!

**Expository Expedition:** Look around your location and try to find as many expository texts as you can! See if you can find cookbooks, instructions, or manuals of any kind. How many can you find?

**Breaking News:** Write or record an account of your last weekend, as if it is an objective news report. Give the who, what, when, where, why, and how details.



Complete While Watching Video



Example



Student Practice



Write It Out!

# Day 1

## Guided Notes: Part 1

**Guided Notes:** While you are watching the video, fill in the information below for your notes.



**Expository writing** is writing that \_\_\_\_\_ something.

**Expository writing** does not include \_\_\_\_\_ language.


### Styles of Expository Writing



Formal \_\_\_\_\_, like a research project or book summary

Reports, like

\_\_\_\_\_ articles



#### **Fun Fact!**

This video is expository because it's explaining a type of writing.

## Guided Notes: Part 2

**Guided Notes:** While you are watching the video, fill in the information below for your notes.



### Styles of Expository Writing Continued

Analyses \_\_\_\_\_ and contrasting different things, like a list of pros and cons



\_\_\_\_\_ - \_\_\_\_\_ - \_\_\_\_\_ instructions, like a science experiment or a recipe



## Guided Notes: Part 2

**Guided Notes:** While you are watching the video, fill in the information below for your notes.



Write down any examples of expository writing that you have seen or interacted with.



---

---




---

### Hint

Look around you. You might see an example nearby!


### Purpose of Expository Writing

- To explain
- To \_\_\_\_\_
- To teach



Expository writing is a key type of \_\_\_\_\_ that you have to know how to read and interpret.

The ability to clearly communicate instructions and information is essential in your daily life.



## Guided Notes: Part 3

**Guided Notes:** While you are watching the video, fill in the information below for your notes.



**Which passage is expository?  
Put a star next to the  
expository passage.** ★

“The night sky was an inky canvas, covered in dense, brooding clouds. Suddenly, a bright bolt of lightning flashed across it, a giant’s hand reaching down. Thunder followed, booming loudly through the quiet city streets. The air was electrified, carrying the scent of impending rain.”

“Lightning is a powerful and unpredictable natural event, with each bolt carrying up to one billion volts of electricity. According to the U.S. National Weather Service, the odds of an individual in the U.S. being struck by lightning in a given year is approximately 1 in 1.2 million.”

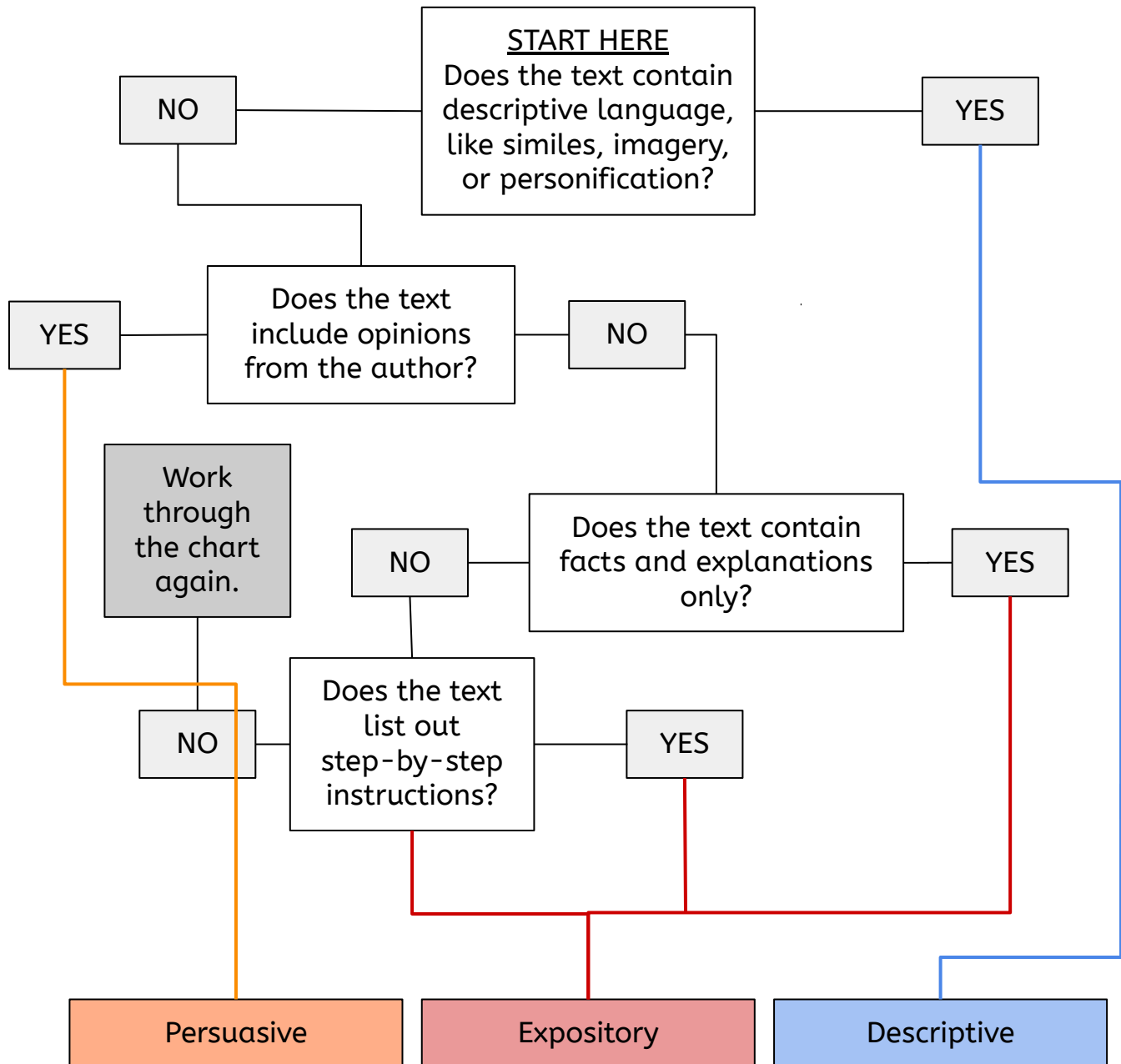
**Put a star next to the title is  
most likely for an expository  
piece of writing.** ★

“The Beautiful Dance of  
the Storm”

“The Cause of Nature’s  
Electric Display”

# Is It Expository? Flow Chart Reference

**DIRECTIONS:** This chart will help you determine if a text is expository, descriptive, or persuasive. Start at the top of the chart and ask yourself each question. Follow the connecting lines to determine the type of text. Print a copy of this chart out to use it as a reference tool!



## Sorting the Texts

**DIRECTIONS:** Use the flowchart on p. 6 to determine whether the following texts are expository, descriptive, or persuasive. Then, explain how you got your answer.



Passage	Expository (E), descriptive (D) or persuasive (P)?	Explain your thinking
Hurricanes are powerful storms that form over warm ocean waters. They start as tropical depressions with wind speeds of at least 38 miles per hour. As wind speeds increase, the storm can become a hurricane when it reaches 74 miles per hour.		
School should start later in the morning for the benefit of students. Multiple studies have shown that adolescents need more sleep than younger children and adults. It's time to adjust school schedules to meet the needs of our students.		
The sunset painted the sky in a blaze of orange and pink hues, making the fluffy clouds glow like molten gold. A gentle breeze rustled the leaves of the towering trees, carrying the sweet scent of blooming flowers.		
Photosynthesis is the process by which green plants make their own food. They absorb sunlight, water, and carbon dioxide and convert these into glucose and oxygen. The glucose is used for energy, while the oxygen is released into the air.		

# Day 2

## Matching Text to Style

**DIRECTIONS:** Match the below expository passages with the corresponding style. Draw a line or write the correct letter next to each example text. You will match each style more than once. An example has been completed for you.



### Example Texts

- A book report on “Call of the Wild” by Jack London
- A report on two different models of cellphones
- An account of last night’s local football game
- A recipe for chocolate ice cream
- A manual on changing a tire
- A research paper about air quality in your city
- A report on the special effects in the last two movies you saw
- A report on a new grocery store opening in your town
- A book about the rise of the ancient Egyptians

### Expository Writing Types

- A. Formal research
- B. News
- C. Comparison
- D. Step-by-step instructions



## Sorting the Texts

**DIRECTIONS:** Use the flowchart on p. 6 to determine whether the following texts are expository, descriptive, or persuasive. Then, explain how you got your answer.



Passage	Expository (E), descriptive (D), or persuasive (P)?	Explain your thinking
<p>The city market was full of life and color. Piles of ripe, juicy oranges, crimson apples, and sun-yellow bananas sat neatly stacked on tables. The vendors shouted out their prices like birds chattering.</p>		
<p>The water cycle begins when water turns into vapor and ascends into the sky. This vapor then cools and condenses to form clouds. Eventually, this water falls back to the earth as rain, where it can be absorbed by the ground or flow into rivers and oceans.</p>		
<p>The ancient Egyptians were known for their pyramids. These grand structures were built as tombs for the pharaohs. The largest pyramid, the Great Pyramid of Giza, was constructed for Pharaoh Khufu and stands at 481 feet tall.</p>		
<p>Reading is more than just a hobby; it's a journey into different worlds. Reading can enhance your imagination and improve your understanding of the world. So why not pick up a book today and start your journey?</p>		