

Educator Information and Directions

Student Objectives

1. Define fiction and identify each of its elements

DAY 1

- Watch the **Video Lesson** and complete your **Guided Notes**.
- Complete the **Your Turn**.
- Complete the **Reflection**.
- Complete the **Online Practice 1**.

DAY 2

- Complete the **Warm-Up**.
- Complete the **Character Scrapbook**.
- Complete **Online Practice 2** and **Online Assessment**.

Suggested Reward

Use your account to reward 100 Gold/\$coops for each worksheet completed in this packet.

Extension Activities

Alternate Ending: Select a story or book of your choice. Create an alternate ending for the story that changes the fate of the characters!

Book Cover Design: Select your favorite book or story. Design a cover to go with your book. You can do it on paper or on a device. Alternatively, you could create a song or poem about your book!

Who Did It Better?: Select a story or book that has been adapted into a movie or TV show – ask an adult for help! Create a poster to highlight the similarities and differences, and explain which is your favorite version and why!



Complete While Watching Video



Example




Student Practice



Write It Out!


Day 1

Guided Notes




Guided Notes: While you are watching the video, fill in the information below for your notes.

Fiction - a type of writing that comes from the author's



Novels
Short _____
Plays



Characters - the individuals
we _____ in the story

Conflict - the main _____ the
characters have to deal with

Setting - the time and place
where a story happens

Foreshadowing - adds suspense and
gives _____ about how the
story might unfold

Plot - the series of
_____ that happen

Theme - the message, or _____,
that stays with the reader



Which topics are you most excited for in our unit?

Why?

Your Turn - All About YOU



DIRECTIONS: Complete the survey below to discuss your favorite fictional stories and what you're excited about before our lessons begin!

Part I: My Faves

What is your favorite book or story? Why?



What is your favorite movie or TV show? What do you love about it?

Who is your favorite fictional character? It could be from a book, fairy tale, movie, or TV show. What makes them special?

If you could live in a made-up setting, what would it be like?

If you could have lunch with any author, past or present, who would it be and why?

Lesson Reflection




DIRECTIONS: Consider what you have learned from today's video lesson. Reflect on each question below. You can answer each section by drawing, writing, or talking to a loved one about your thoughts!

While completing this lesson, I felt...

If I could sum up today's lesson in three words, they would be...

1. _____
2. _____
3. _____

A question I still have is...



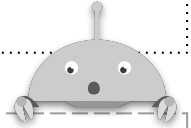
I could use what I learned today in my own life by...

Day 2

Warm-Up: Matching Mayhem



DIRECTIONS: Match the example from each classic work of fiction to the corresponding element. You can draw a line to connect them or another way of your choice!



Throughout her story, Alice learns all about self-discovery and the importance of personal growth. (*Alice's Adventures in Wonderland*)

Dracula's castle is located in Transylvania, Romania. (*Dracula*)

The mention of the locked garden that no one enters gives a clue about Mary's eventual discovery of it. (*The Secret Garden*)

Dorothy is carried by a tornado from Kansas to a magical world known as Oz where she meets a group of friends, follows the yellow brick road, and encounters the Wicked Witch of the West. (*The Wonderful Wizard of Oz*)

D'Artagnan and his friends must foil the treacherous plots of Cardinal Richelieu and Milady de Winter. (*The Three Musketeers*)

The story is about Snow White, the Evil Queen, and the huntsman. (*Snow White*)

A. Characters

B. Setting

C. Plot

D. Conflict

E. Foreshadowing

F. Theme

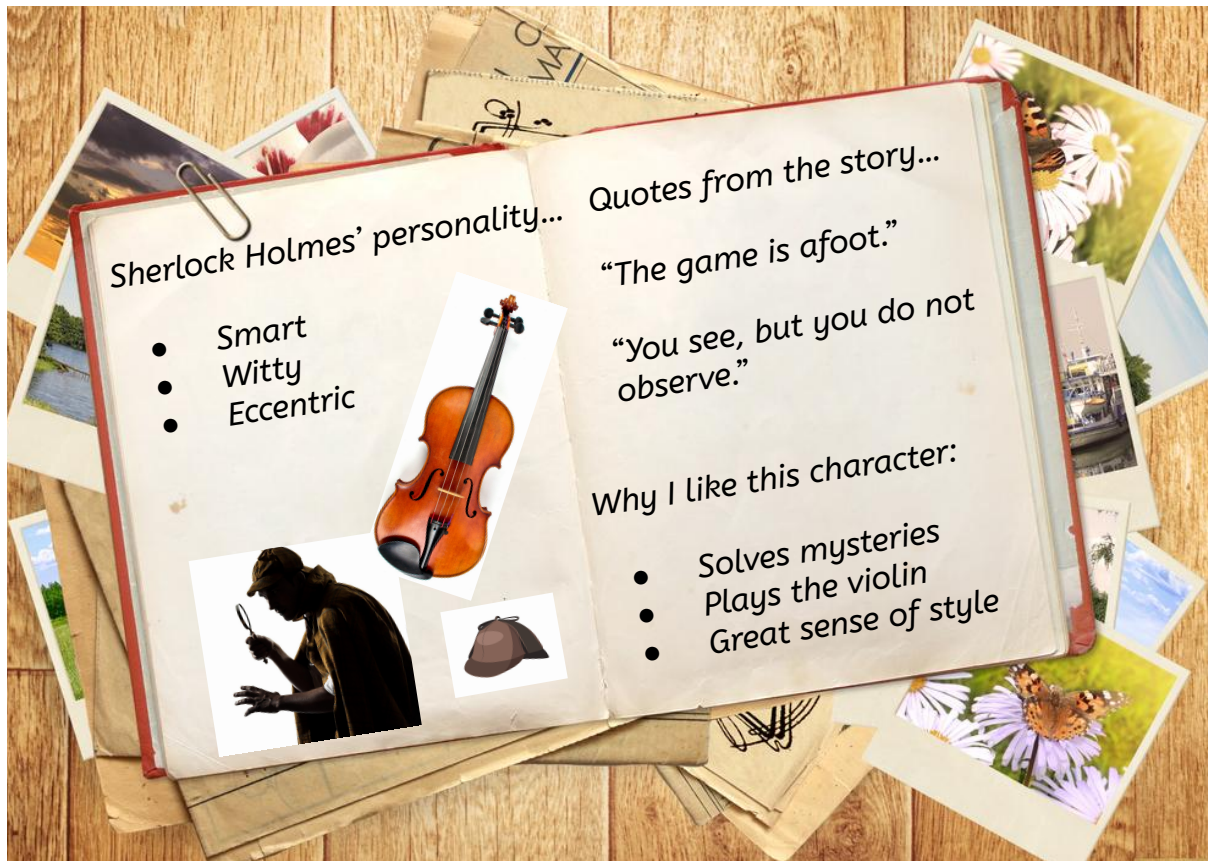
Character Scrapbook




DIRECTIONS: Revisit your answers to the survey on p. 3. Who was your favorite fictional character? Now you will create a scrapbook page for them! You can use the following page or a method of your choosing to include the elements below:

- The character's name
- A description of their appearance and personality traits
- Key moments or quotes from the character in the story
- Pictures, symbols, or drawings that represent the character
- A blurb about why you like this character and how the character contributes to the story

The below is an example of what you could do!



Character Scrapbook (continued)



Directions: Use the space below to create your scrapbook page or another method of your choosing!